



TECHNICAL AND COMPLIANCE COMMITTEE
Sixteenth Regular Session
Electronic Meeting
23 – 29 September 2020

UPDATE ON STREAMLINING OF ANNUAL REPORTING INITIATIVES

WCPFC-TCC16-2020-10¹
24 August 2020

**Paper prepared by the Secretariat
and
Oceanic Fisheries Programme (OFP)
Pacific Community (SPC)**

Purpose

1. The purpose of this paper is to present an update on the two streamlining of annual reporting initiatives that were first implemented this year in 2020. The update was initially provided to the SC16 meeting in August 2020 in an information paper referenced **WCPFC-SC16-2020-GN-IP-07** - *Update on Streamlining of Annual Reporting Initiatives* (28 July 2020), which is enclosed to this paper.

Background

2. Firstly, the Commission approved the trial of WCPFC Annual Catch and Effort Estimate (ACE) Tables so as to allow CCMs through SC and TCC, to explore a streamlining suggestion for the Annual Report Part 1. Secondly, in preparing the Annual Report Part 2 online interface that was used in 2020, the Secretariat has incorporated some streamlining suggestions, including the “hold on file” of CCMs responses to implementation-type obligations that applied in prior years.

3. The enclosed paper also responds to the Commission’s tasking for the Secretariat to prepare a paper in conjunction with SPC-OFP that reviews the experiences and outcomes of the trial ACE Tables and its cost and resources implications for SC16 and TCC16 consideration and advice to WCPFC17 (TCC15 Summary Report paragraph 142).

¹ The enclosed paper was previously tabled at the 16th Regular Session of the Scientific Committee as **WCPFC-SC16-2020-GN-IP-07** *Update on Streamlining of Annual Reporting Initiatives*(28 July 2020)

SC16 discussion and outcomes

4. The enclosed paper was considered during the SC16 under the **SC16 Online Discussion Forum Topic 6**, where the recommendations in the paper received support from PNA Member CCMs. A summary of the comment provided in the SC16 Online Discussion Forum and as presented to SC16 was:

Palau (K. Sisor) on behalf of PNA Members, noted the paper and survey provided very valuable feedback on the trial use of online catch and effort tables and Part 2 streamlining. They also stated they appreciated the effort by SPC to get the Annual Catch and Effort Estimate (ACE) Table made available, and by CCMs who have made this trial successful. It is clear from the survey response that there is very strong support among CCMs for the development of the ACE table as an alternative to reporting this data in Part 1 Reports. Providing the data in this way is more valuable to most CCMs as well as reducing the reporting burden which is particularly important to small administration like Palau. On that basis PNA Members support the further development of the ACE Table as an alternative to reporting this data in Part 1 Reports. PNA members also support the Secretariat suggestion in the paper to expand the ACE Tables, where practicable, to include estimates of annual specific area-based CMM quantitative limits. This will also remove the need for reporting this data in Part 1 Reports. On the streamlining of Part 2 reporting, PNA Members greatly appreciate the effort by the Secretariat to develop the List approach for Part 2 reporting. It is clear that this has been a valuable step in streamlining reporting and reducing the burden on small administrations. PNA Members support the recommendations.

5. During the SC16, the Secretariat received comments from Japan on one of the recommendations in paragraph 33 of the enclosed paper (**SC16-2020-GN-IP-07**), expressing its view that because Recommendation iv² is related to compliance issues, it is not appropriate to be included in the SC's recommendation, but should be discussed in TCC. Japan also stated that "In principle, it was of the view that to provide estimates of annual area based CMM quantitative limits is a responsibility of each CCM, since it is closely related to compliance/non-compliance determination. It was happy to discuss further in TCC."

6. The SC16 agreed on four outcomes which were:

- a. SC16 noted the updates on streamlining of annual reporting requirements implemented in 2020 that were provided in **SC16-2020-GN-IP-07 Update on Streamlining of Annual Reporting Initiatives**;
- b. SC16 noted that **SC16-2020-GN-IP-07 Update on Streamlining of Annual Reporting Initiatives** reviewed the experiences and outcomes of the trial ACE Tables and has provided information that the cost and resources implications of this trial were modest;

² SC16 is invited to consider recommending that the Scientific Services Provider is tasked to review the feasibility of expanding the ACE Tables, to include estimates of annual area-based CMM quantitative limits where it is practicable for the estimate to be derived based on the April 30 scientific data submissions from CCMs.

- c. SC16 recommends to WCPFC17 that the approach of publishing the ACE tables based on the April 30 Scientific Data submissions and subsequent updates and revisions from CCMs is continued.
- d. SC16 recommends that the Scientific Services Provider is tasked to review the feasibility of expanding the ACE Tables, to include additional estimates of effort where it is practicable to be derived based on the April 30 scientific data submissions from CCMs and provide an update to SC17.

Recommendation

7. TCC16 is invited to...

- i. note the updates on streamlining of annual reporting requirements implemented in 2020 that were provided in the enclosed paper;
- ii. note that the enclosed paper has reviewed the experiences and outcomes of the trial ACE Tables and has provided information that the cost and resources implications of this trial were modest;
- iii. support the SC16 recommendation to WCPFC17 that the approach of publishing the ACE tables based on the April 30 Scientific Data submissions and subsequent updates and revisions from CCMs is continued;
- iv. support the SC16 recommendation to WCPFC17 that the Scientific Services Provider is tasked to review the feasibility of expanding the ACE Tables, to include additional estimates of effort where it is practicable to be derived based on the April 30 scientific data submissions from CCMs and provide an update to SC17; and
- v. consider recommending that the Scientific Services Provider is tasked to review the feasibility of expanding the ACE Tables, to include estimates of annual area-based CMM quantitative limits where it is practicable for the estimate to be derived based on the April 30 scientific data submissions from CCMs and to provide an update to TCC17.



**SCIENTIFIC COMMITTEE
SIXTEENTH REGULAR SESSION**

**ELECTRONIC MEETING
11-20 August 2020**

UPDATE ON STREAMLINING OF ANNUAL REPORTING INITIATIVES

**WCPFC-SC16-2020-GN-IP-07
28 July 2020**

**Paper prepared by the Secretariat
and
Oceanic Fisheries Programme (OFP)
Pacific Community (SPC)**

Purpose

1. The purpose of this paper is to present an update on and a summary of the CCM feedbacks received in response to the delivery of two streamlining of annual reporting initiatives that were first implemented in 2020. Firstly, the Commission approved the trial of WCPFC Annual Catch and Effort Estimate (ACE) Tables so as to allow CCMs through SC and TCC, to explore a streamlining suggestion for the Annual Report Part 1. Secondly, in preparing the Annual Report Part 2 online interface that was used in 2020, the Secretariat has incorporated some streamlining suggestions, including the “hold on file” of CCMs responses to implementation-type obligations that applied in prior years. In addition, this paper also responds to the Commission’s tasking for the Secretariat to prepare a paper in conjunction with SPC-OFP that reviews the experiences and outcomes of the trial ACE Tables and its cost and resources implications for SC16 and TCC16 consideration and advice to WCPFC17 (TCC15 Summary Report paragraph 142).

Background

2. The WCPF Convention Articles 23 and 25 requires each CCM to annually provide information to the Commission on fishing activities by their flagged vessels. Since WCPFC2 (2005), the *Scientific Data to be Provided to the Commission* decision has specified the requirements for the provision by flag CCMs of annual catch estimates, the number of vessels active, operational level catch and effort data, aggregated catch and effort data, and size composition data to the Commission. The Commission has also implemented a two-part reporting format for CCMs to report on their fishing activities and the implementation of conservation and management measures for the preceding year.

Annual Report Part 1 is intended to provide a summary of each CCM's fisheries, research and statistics information for the preceding calendar year and it recently includes specific CMM-related reporting requirements for the same period. Annual Report Part 2 is a report on management and compliance measures taken by CCMs in the previous year.

3. With the introduction of the Compliance Monitoring Scheme in 2011, the *Scientific Data to be Provided to the Commission* decision, Annual Reports Part 1 and 2 are considered important sources of information for the preparation of the draft Compliance Monitoring Report by the Secretariat. Since 2012, the Secretariat has provided an online facility for CCMs to directly enter their Annual Report Part 2 responses. The dates for submission and the formats for reporting have become standardized over recent years, and timeliness of CCMs submissions has also improved ([TCC15-2019-IP01](#)). The length of both Annual Report Part 1 and Annual Report Part 2 have expanded over recent years, as additional reporting requirements have been agreed by the Commission, including as specified in adopted CMMs.

4. In December 2017, the Commission commenced the review of the Compliance Monitoring Scheme. An Independent Panel was appointed in April 2017 and the final report from the Panel was issued on 7 March 2018 ([WCPFC-TCC14-2018-10C](#)). The Independent Panel proposed several recommendations that were intended to make the Compliance Monitoring Scheme less onerous for CCMs and the Secretariat. Of note on the matter of streamlining annual reporting was the recommendation that the Secretariat "Consult with SPC to develop procedures to remove the requirement for duplicate data submissions" (Final Report from Independent Panel, 4, paragraph 28). The Panel also encouraged that the Commission give consideration to removing the need to provide duplicative and unnecessary information, and to finding ways to make information requirements more manageable overall (Final Report from Independent Panel, Executive Summary Paragraph 8).

5. At WCPFC14 (December 2017) the Commission noted that in submitting [WCPFC14-2017-DP29](#), FFA member CCMs had provided an initial analysis of Annual Report Part 1 report considering the related recommendations from the substantive report from the Independent Panel that was presented to WCPFC14. At WCPFC14 FFA member CCMs reiterated their view expressed during TCC13 that the essential scientific information already provided as operational level catch and effort data submissions earlier in the year must be recognised by the Commission as meeting their obligations to provide a number of reporting obligations that are specified to be included in Annual Report Part 1. It was also expressed that rather than have CCMs submit duplicative information there must be improvements made to facilitate access to data that is already made available to the Commission (WCPFC14 Summary Report paragraph 478). The Commission further tasked the Secretariat, in consultation with SPC, to review the Commission's reporting requirements to minimise duplicate reporting by CCMs, with a particular focus on streamlining the provision and accessibility of scientific data to the Commission, as well as to prioritise the enhancement of the Commission's information management system in response to that review, and report back to WCPFC15 (WCPFC14 Summary Report paragraph 479).

6. At TCC14 (September 2018), the Secretariat provided a progress report on the WCPFC14 task, as *Update on consideration of minimizing duplicative reporting and enhancing accessibility of scientific data by the Secretariat* ([TCC14-2018-17](#)). The paper documented the ways that the Secretariat and SPC-OFI presently collaborate to ensure access by the Secretariat to a range of scientific data products in support of compliance-related work for the Commission, specifically draft Compliance Monitoring Reports and TCC meeting papers. The paper also observed that the revised list of obligations approved by the Commission included fewer Annual Report Part 1-related reporting obligations compared to previous years and omitted the requirement for timely provision of Annual Report Part 1. The paper also noted that presently there were a number of intersessional discussions, which seem to provide opportunities to further consider reducing duplicative reporting by CCMs and to enhancing access to scientific data for Commission work.

7. Following the presentation of the paper at TCC14, PNA and FFA CCMs provided the following views:

- the intention of the WCPFC14 task was not seeking to reduce the quantity or quality of data available to the Commission, but to streamline how it is provided;
- as far as possible, data provision should be contained in a single source/reference document, that is the [“Scientific Data to be Provided”](#) decision;
- if there was a need for specific additional information to support new or existing conservation and management measures, this should be added into the data rules rather than built into the measure;
- where a specific report could be derived from data already submitted by CCMs, an automated report should be developed rather than requiring CCMs to submit the derived report;
- WCPFC should focus on generating data summaries that could be made publicly available, rather than relying on specific reports such as Part 1 Annual Reports;
- Annual Report Part 1 should no longer be used in the Compliance Monitoring Scheme because the relevant data could be provided elsewhere;
- The Secretariat’s efforts to assist with prepopulating some not applicable answers for SIDS and non-flag CCMs in the 2018 Annual Part 2 report were noted, and illustrates what needs to be done to streamline existing reporting requirements; and
- encouraged the Secretariat to continue to identify ways in which efficiency gains could be made.

During TCC14, no other CCMs sought to provide comments under this agenda item.

8. In December 2018 at WCPFC15, the Commission considered a draft CMM developed through the Intersessional Working Group on the Review of the Compliance Monitoring Scheme (CMS IWG), and adopted [CMM 2018-07 Conservation and Management Measure for Compliance Monitoring Scheme](#). This included a commitment by the Commission to a multi-year workplan of tasks to enhance the Scheme, with the aim of making it more efficient and effective by streamlining processes. One of the tasks set out for 2019, is “*a comprehensive review of all the Commission’s reporting requirements, with recommendations to remove duplicative reporting as well as ensure the Commission’s data and information needs are met*” (CMM 2018-07 paragraph 45 (ii)). The same

language was included as a priority project specific task for 2019 within the TCC workplan 2019 – 2021 that was also adopted by the Commission in December 2018.

9. In 2019, a discussion paper that reviewed all the annual reporting requirements of the Commission with the view to streamline them and avoid duplicative reporting consistent with efforts to enhance the efficiency and effectiveness of the Compliance Monitoring Scheme was developed by the Secretariat. The preparation of the paper by the Secretariat, received input from the FFA Secretariat, PNA Office and SPC-OFP, CCMs, Observers and the Scientific Committee. An initial version of the discussion paper was presented to SC15 ([SC15-ST-WP06](#)). The final version of the discussion paper was presented to TCC15 titled “Streamlining WCPFC Reporting Requirements Discussion Paper”(TCC15-2019-10). At TCC15 a number of recommendations were agreed under the workplan of tasks related to the enhancement of the Compliance Monitoring Scheme ([WCPFC16-2019-30](#)).

10. At the WCPFC16 Meeting in Port Moresby, Papua New Guinea, in December 2020 the Commission when adopting the TCC15 Summary Report also tasked the Secretariat and the Scientific Services Provider to progress certain suggestions in the working paper related to streamlining of annual reporting requirements. The Secretariat provided updates on the streamlining of annual reporting tasks through Circular 2020/16 dated 13 May 2020 titled “Updates on Streamlining Annual Reporting and CMR-Related Preparations”. The Secretariat confirmed that in preparing Annual Report Part 2 online interface for use by CCMs in 2020, it had incorporated some streamlining suggestions from **TCC15-2019-10**, including the “hold on file” of CCMs responses to implementation-type obligations that applied in prior years. An update on the trial of the ACE Tables in 2020 was also provided in the Circular, which confirmed that an early release of the ACE Tables had been published on the website under the “Scientific Data” tab on the WCPFC home page, and at this link <https://www.wcpfc.int/ace-by-fleet>. An indicative timeline for subsequent releases of the ACE Tables, considering subsequent updates and revisions from CCMs, was also provided on that webpage.

11. The WCPFC16 meeting also tasked the Secretariat “to prepare a paper in conjunction with SPC-OFP on the experiences and outcomes of the trial and its cost and resources implications for SC16 and TCC16 consideration and advice to WCPFC17” (TCC15 Summary Report paragraph 142). To assist in the development of this paper, an online questionnaire was developed by the Secretariat and SPC-OFP to facilitate the collation of CCMs views on their experiences from the implementation of the streamlining annual reporting suggestions in 2020. On June 4, CCMs were invited through Circular 2020/50 to answer a twenty-two (22) question survey regarding Streamlining Annual Reporting. The questions that were asked in the survey are included as **Appendix 1**. The questions covered: use of the ACE Tables as a possible streamlining suggestion for Annual Report Part 1 and use of Annual Report Part 2 online interface in 2020.

12. Nineteen (19) CCMs responded to the survey, among which were eleven (11) small island developing States and participating territories (SIDS).¹ Copies of the bar chart results from the survey of CCMs are included as **Appendix 2**.

13. The succeeding sections of this paper provide a summary of comments/recommendations made by CCMs through the survey.

Review of CCMs experiences from the 2020 trial of Annual Catch Estimates (ACE) tables

14. The WCPFC16 Meeting in Port Moresby, Papua New Guinea, in December 2020 tasked the Secretariat and Scientific Services Provider to trial in 2020 the publishing of the ACE Tables on the WCPFC website in 2020. The trial was approved for 2020, so as to allow CCMs through SC and TCC, to explore a streamlining suggestion for Annual Report Part 1 presented in **TCC15-2019-10**.

15. The streamlining suggestion was presented in **TCC15-2019-10**, specifically in Table 4 and Paragraph 46-47 (pg 17-18). The suggestion was that the key ACE Tables that each CCM was asked to include in Annual Report Part 1 could instead be prepared by the WCPFC Scientific Services Provider (SPC-OFP) based on April 30 scientific data submissions and any CCM updates, and published periodically by the Secretariat on the WCPFC website (see **Box 1** for the Tables of Essential Annual Fisheries Information and Tabular Annual Fisheries Information). At the TCC15 Meeting held in September 2019 in Pohnpei most CCMs supported the streamlining suggestions for Annual Report Part 1 while other CCMs preferred that the proposed approach was further reviewed by the Scientific Committee (TCC15 Summary Report, paragraph 141).

Box 1. Essential Annual Fisheries Information” Tables I – IV and Tabular Annual Fisheries Information Tables 1–5 and Figures 1–3 from Annual Report Part 1

Essential information		
I	Annual catch and effort by primary species and gear in the WCPFC Convention Area	Previous calendar year (x-1) and previous 4 years (x-2 to x-5)
II	Number of vessels by gear type and size (fleet structure)	Previous calendar year (x-1) and previous 4 years (x-2 to x-5)
III	Fishing patterns (catch by time/area)	Previous year; comparisons with earlier years
IV	Estimated total catches of non-target, associated and dependent species (if available)	Previous calendar year; other years if available

Tabular Annual Fisheries Information - [national fleet], for years [x-5] to [x-1]

¹ Australia, China, Cook Islands, European Union, Federated States of Micronesia, Japan, Republic of the Marshall Islands, New Caledonia, New Zealand, Palau, Papua New Guinea, Solomon Islands, Chinese Taipei, Thailand, Tokelau, Tonga, Tuvalu, United States, Vanuatu.

The following table shows the suggested captions for the tables and figures required in Annual Report Part 1 covering Annual Fisheries Information.

Suggested Table / Figure caption	
Table 1.	Annual catch and effort estimates for the [National fleet] , by gear and primary species, for the WCPFC Convention Area and [other broad ocean area], for years [x5] to [x-1].
Figure 1	Historical annual catch for the [National fleet] , by gear and primary species, for the WCPFC Convention Area presented as a line graph.
Figure 2	Historical annual vessel numbers for the [National fleet] , by gear for the WCPFC Convention Area presented as a line graph
Table 2.	Number of [National fleet] vessels, by gear and size category, active in the WCPFC Convention Area, for years [x-5] to [x-1].
Figure 3	Annual distribution of target species catch and effort by the [National fleet] active in the WCPFC Convention Area, for years [x-5] to [x-1].
Table 3.	Observed annual estimated catches of species of special interest (seabird, turtle and marine mammals) by gear for the [National fleet] , in the WCPFC Convention Area, for years [x-5] to [x-1] to the extent available.
Table 4.	Annual estimated catches of non-target, associated and dependent species, including sharks, by the [National fleet] , by gear and species, in the WCPFC Convention Area, for years [x-5] to [x-1] to the extent available.
Table 5.	Estimated annual coverage of operational catch/ effort, port sampling and observer data for the [National fleet] , by gear, active in the WCPFC Convention Area, by gear, for years [x-5] to [x-1].

Notes

1. The **[national fleet]** data must be broken down by gear. Gear includes, but is not limited to, longline, purse seine, pole-and-line, troll, handline, ringnet and driftnet, where relevant. Tables and Figures can be labelled with (a), (b), (c), etc. for each gear.
2. The “primary species” catch covered in Table 1 should include, but not limited to, the following species, by gear type:

longline	albacore, yellowfin, bigeye, pacific bluefin and skipjack tuna. black, blue and striped marlin. swordfish
purse seine	skipjack, yellowfin, bigeye, albacore and pacific bluefin tuna
pole-and-line	skipjack, yellowfin, bigeye, albacore and pacific bluefin tuna
troll	albacore, skipjack, yellowfin, bigeye and pacific bluefin tuna
handline	yellowfin, bigeye, skipjack and albacore tuna
[others]	albacore, skipjack, yellowfin and bigeye tuna

3. The catch estimates in Table 1 should be broken down by WCPFC Convention Area, depending on species, according to the section on “Annual Catch Estimates” contained in the document “Scientific Data to be provided to the Commission”. 4. The vessel size classes by gear to be reported in Table 2 are defined in the section on “Number of vessels active” contained in the document “Scientific Data to be provided to the Commission”. 5. Table 4 should cover all species not included in Tables 1 and 3.

16. The ACE tables trial in 2020 involved published on the WCPFC web site at <https://www.wcpfc.int/ace-by-fleet> for CCM review. An early release version of the tables were published in March 2020, and provisional versions of the tables were published covering the most recent five years in May and the latest version was published in late June

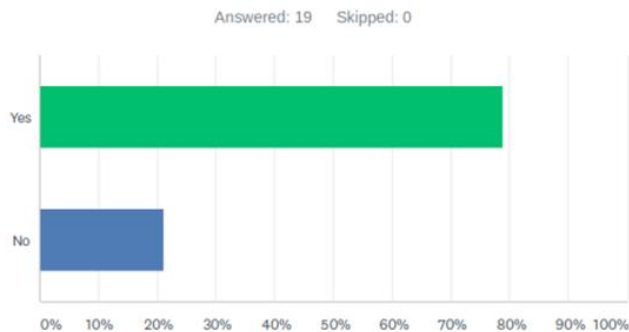
in preparation for the SC16. It is further proposed that later versions will be published in September in preparation for the TCC16 and in November for WCPFC17. The ACE Tables remain a work in progress and additional adjustments may be made through the year (for example "DISCARDS in number" for longline fleets could be included in the September version of the ACE Tables)

17. The summary of comments / recommendations made by nineteen CCMs in the survey of CCMs in June 2020 regarding, *inter alia*, the appropriateness of the ACE Tables to address the streamlining of the Annual Report Part 1 are provided in the succeeding paragraphs. Copies of the bar chart results from the survey of CCMs are included as **Appendix 2**.

18. In general, the vast majority of CCMs that responded to the survey approve of the ACE tables:

- i. Between 60 and 70% of CCMs (12 – 13 CCMs) that responded to the survey indicated that ACE Tables are easy to use (interpreting data, maps, using the Excel);
- ii. 70% of CCMs (13) that responded to the survey thought that the ACE Tables provides all the essential fisheries information needed for their Annual Report Part 1 report. They also consider that it is easy to copy/paste ACE Table information directly in their Part 1 report; and
- iii. 80% of CCMs (15) thought that ACE tables are helpful, straightforward and would like them to be annually published. However, one comment mentioned that they might be duplicate work with the Tuna Fishery Yearbook.

Q12 Does your CCM see merit in continuing to annually publish ACE tables based on April 30 scientific data submissions and subsequent updates and revisions from CCMs in the future?



19. The following recommendations to improve ACE Tables were made by CCMs through the survey of CCMs on June 2020:

- Need for an observer data coverage report, with trends by fleet.

- Need for a description of fishing effort, as well as CPUE.
- The map should fit WCPFC Convention Area (this has been changed already).
- Need to make a distinction between flagged/chartered vessels.
- More information needed on protected/bycatch species (turtles, seabirds, marine mammals).
- Need for some descriptive text on trends.
- Need include additional information for coastal and flag state reports (?).
- Need for more information on the pie map in order to explain how it should be understood, particularly on the 5x5 degree aggregation of catch.
- Estimates of DISCARDS by SPECIES in “number of fish” have been submitted for a number of longline fleets but are not yet included in the ACE Tables.

20. Further comments made by CCMs through the survey of CCMs on June 2020 included:

- Some think that there is “quite enough data now” in ACE Tables.
- One liked the uniform reporting format for the ACE Tables, consistent from one country to the other, in opposition to the non-uniform way Part 1 report are presented currently.
- Some support the trial of ACE tables and suggest moving to standard practise.
- However, some have the feeling that the ACE tables should not be replacing the Annual Report Part 1.
- Suggestion to create more specific guidelines, “with the essential information which goes to WCPFC”.
- Some comments also expressed the idea of having an online web tool for building Annual Report Part1 report available.

21. The Secretariat suggests that SC16 could give consideration to expanding the ACE Tables, where practicable, to include estimates of annual specific area-based CMM quantitative limits, eg south-west striped marlin catches south of 15°S (in reference to CMM 2006-04 01), or swordfish catches south of 20°S (in reference to CMM 2009-03 02). A practical consideration would be the extent to which the Scientific Services Provider (SPC-OFP) is able to easily generate annual estimates based on the April 30 scientific data submissions from CCMs, or if it would also depend on CCMs submitting relevant data independently of their aggregate or operational data.

22. The above CCM suggestions for the ACE Tables to include additional estimates, such as observer data coverage, fishing effort and protected/bycatch, could offer some potential opportunities to further streamline Annual Report Part 1, including of some reports listed in the Addendum to Annual Report Part 1. However, procedurally there would first need to be amendments agreed by the Commission to the relevant CMMs and/or agreement on some exemption for applicable CCMs from the CMM-specified annual reporting requirements. A new version of the Annual Report Part 1 may also need to be developed and amendments might also need to be considered to the “Scientific Data to be Provided” decision. Nonetheless, SC16 might usefully consider the extent to which the ACE Tables initiative could or should be expanded to provide estimates for required reports that are specified in CMMs or other Commission decisions to be reported by CCMs in

Annual Report Part 1, including some listed in the Addendum to Annual Report Part 1. As noted above a significant practical consideration would be the extent to which the Scientific Services Provider (SPC-OFP) is able to easily generate annual estimates based on the April 30 scientific data submissions from CCMs.

23. Subject to any recommendations from SC16 on the usefulness of the ACE Tables, the Scientific Services Provider (SPC-OFP) intends to consider those recommendations with the view to enhance the ACE Tables over the coming year, where feasible.

Review of CCM experiences from streamlining suggestions incorporated into Annual Report Part 2

24. At the WCPFC16 Meeting in Port Moresby, Papua New Guinea, in December 2020 the Commission when adopting the TCC15 Summary Report tasked the Secretariat to implement the streamlining suggestion for Annual Report 2, described as the “hold on file of CCMs responses to implementation-type obligations that applied in prior years” (TCC15 Summary Report paragraph 130). The details of the suggestion were set out in **TCC15-2019-10**, Paragraph 38 and Table 3 (pg 13-14), and was intended to assist CCMs in making the reporting requirements more manageable overall.

25. In 2020 the new structure for Annual Report Part 2 has divided the report into two parts as follow:

- The first part is the Annual Report Part 2 (Prior Year Obligations) List which contains only implementation-type obligations that CCMs have reported on previously. In 2020, the List was pre-populated with each CCMs response in Annual Report Part 2 submitted in 2019 (covering 2018 activities). This part of the Annual Report Part 2 is intended to comprise the "hold on file" of all CCMs responses to implementation-type obligations that applied in prior years. CCMs were expected to check, and as needed, update, their national statements of implementation and confirm that the information therein is current for this reporting year.
- The second part is the Annual Report Part 2 (2019 Specific) List which contains specific reporting requirements related to the 2019 reporting year. Substantive answers were expected from CCMs for new implementation obligations that applied for the first time in 2019, providing verifiable data confirming that a quantitative limit was not exceeded, reporting on implementation of CMM 2013-07 and other required reports on MCS and fishing activities related to 2019. Other questions were provided in a reporting checklist section and CCMs are requested to confirm that a required report or data submission has been made (eg in Annual Report Part 1) or certain WCPFC online published content has been checked. The previous year’s approach to pre-populate N/A (not applicable) answers for SIDS (small island developing States and Territories) and non-flag CCMs was applied in 2020.

The Secretariat has also ensured that any pre-populated answers in either part of each CCMs Annual Report Part 2 do remain editable, so CCMs can review and correct the report as needed.

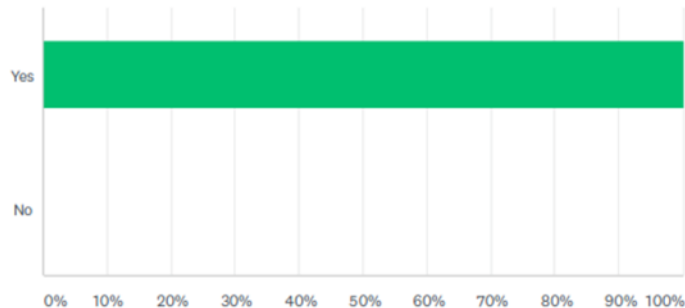
26. The summary of comments / recommendations made by nineteen (19) CCMs in the survey of CCMs in June 2020 regarding, *inter alia*, the streamlining suggestions implemented in 2020 to Annual Report Part 2 are provided in the succeeding paragraphs. Copies of the bar chart results from the survey of CCMs are included as **Appendix 2**.

27. In general, the CCMs that responded approve of the Annual Report Part 2 (prior year obligations) list approach:

- i. 68 – 89% of CCMs that responded (12 – 17 CCMs) indicated that the Annual Report Part 2 online interface is easy to use (for checking and as needed updating the national statements of implementation of prior year obligations, to submit the Annual Report Part 2 2019 specific required report, and for accessing the combined CCM published MS Excel files on the secure pages of the website);
- ii. The majority of CCMs that responded had used the quick guide for Annual Report Part 2 (94% or 18 CCMs) and had often reviewed their own CCMs past Annual Report Part 2 submissions (74% of 14 CCMs). One CCM commented the quick guide for the Annual Report Part 2 online interface has been helpful and useful for people who are not that familiar with the system and in explaining how to respond to the questions;
- iii. Some CCMs reviewed the Annual Report Part 2 submissions of other CCMs often (31% or 6 CCMs), whereas others CCMs indicated that they rarely (26% or 5 CCMs) or never (42% or 8 CCMs) reviewed the submission of other CCMs;
- iv. Most CCMs (89% or 17 CCMs) that responded to the survey indicated that they had used one or more types of the WCPFC online published content to support the preparation of their Annual Report Part 2 report in 2020; and
- v. All 19 CCMs (100%) that responded to the survey supported continuing to maintain the new Annual Report Part 2 (prior year obligations) list because it made their work in reporting easier and more efficient.

Q19 Does your CCM see merit in continuing to maintain the Annual Report Part 2 (prior year obligations) list approach for future reporting?

Answered: 19 Skipped: 0



28. Further recommendations and comments made by CCMs through the survey of CCMs on June 2020 included:

- We believe the recent updates to the AR2 reporting have been very useful and we hope that Members can continue to provide helpful information that will contribute to continued improvements and streamlining. We believe there may be a number of small changes which may improve the accessibility of the online interface and which may help to reduce the burden on CCMs as they provide the required reports and responses. When using the current online interface, CCMs must insert each response in a separate window, which makes the process take a bit more time. If there were some way to input all responses on one screen (when the questions are in list form, for example) – this would substantially reduce the amount of time necessary to input responses.
- It would be good if questions in part 2 reports remain as consistent as possible each year to enable the Commission to assess over time the effectiveness of CMMs. But the Part 2 questions also need to ensure that the Commission is addressing those compliance issues which occur most frequently and pose the greatest consequences for the objectives of the Commission. In other words, the development of the risk-based framework as part of the CMS work programme.
- We continue to struggle to export from the reporting page to excel (but thank the Secretariat for assisting by emailing to us and for the technical support).

29. In response to the first and third CCMs comment, the Secretariat will undertake to expand the Annual Report Part 2 Quick Guide in future years to include instructions on how CCMs are able to use the “edit” function in “Print View” to edit responses through a spreadsheet or list form view. The Secretariat will also undertake to improve communication about how to export to excel, and the known limitations of this function in the Annual Report Part 2 online systems.

30. Additionally, some CCMs had also provided comments about the online Compliance Case File System. These are not reproduced in this paper, because they will be taken up in a separate dedicated review that will be presented as a report by the Secretariat to TCC16.

Consideration cost and resources implications

31. In 2020, the trial of the ACE Tables and the implementation of the streamlining suggestions in Annual Report Part 2 were delivered within the routine annual budgetary allocation of the Secretariat and the Scientific Services Provider. This included the in-kind contribution of key staff within the Scientific Services Provider (SPC-OFP) and the Secretariat. The costs of the development of the IT technical solution that supports the publishing of the ACE Tables to the WCPFC web site at <https://www.wcpfc.int/ace-by-fleet> was covered through the usual annual budgetary allocation for IMS developments and online publishing in Part 2 of the WCPFC budget for 2020.

32. Based on the feedback from the survey, the majority of CCMs that responded indicated that they are mostly satisfied with the delivery in 2020 of the trial ACE Tables and the implementation of the streamlining suggestions in Annual Report Part 2. It would seem appropriate that the Secretariat and Scientific Services Provider be tasked to review the above recommendations and any other feedback received through SC16 and TCC16, and then proceed to take an incremental approach to continuing to implement enhancements to these streamlining suggestions as needed in 2021. If such an incremental approach is taken, the cost and resource implications are anticipated to be comparable to those incurred 2020.

Recommendation

33. SC16 is invited to
- i. note the updates on streamlining of annual reporting requirements implemented in 2020 that were provided in this paper;
 - ii. note this paper has reviewed the experiences and outcomes of the trial ACE Tables and has provided information that the cost and resources implications of this trial were modest;
 - iii. recommend to WCPFC17 that the approach of publishing the ACE tables based on the April 30 Scientific Data submissions and subsequent updates and revisions from CCMs is continued;
 - iv. consider recommending that the Scientific Services Provider is tasked to review the feasibility of expanding the ACE Tables, to include estimates of annual area-based CMM quantitative limits where it is practicable for the estimate to be derived based on the April 30 scientific data submissions from CCMs; and
 - v. consider recommending that the Scientific Services Provider is tasked to review the feasibility of expanding the ACE Tables, to include additional estimates of

effort where it is practicable to be derived based on the April 30 scientific data submissions from CCMs.

Appendix 1 – The questions asked in the June 2020 survey of CCMs

1. Which CCM is submitting this response?
2. What email address, or list of email addresses, should the WCPFC Secretariat contact if we have any follow-up questions?

Use of the ACE Tables as a possible streamlining suggestion for Annual Report Part 1

A trial was approved in 2020 to explore a streamlining suggestion for Annual Report Part 1 that involves publishing to the WCPFC website sets of ACE Tables. As tasked, the Secretariat intends to prepare a paper in conjunction with SPC-OFP on the experiences and outcomes of the trial and its cost and resources implications for SC16 and TCC16 consideration and advice to WCPFC17.

ACE Tables means the Annual Catch and Effort (ACE) tables (Essential Annual Fisheries Information Tables I – IV and Tabular Annual Fisheries Information Tables 1-5 and Figures 1-3 from Annual Report Part 1) that are based on April 30 scientific data submissions and subsequent updates and revisions from CCMs.

The proposed timeline for generation of the ACE tables is:

- *March: Preliminary version of ACE tables published*
- *30 April: Deadline for “Scientific Data to be Provided to the Commission” submissions*
- *15 May: Provisional ACE tables published for most recent 5 years*
- *22 June: Latest ACE tables published in preparation for Scientific Committee*
- *20 Sept: Latest ACE tables published in preparation for Technical and Compliance Committee*
- *November: Final estimates of ACE tables in preparation for Regular Annual Session of the WCPFC*

The early release version of the tables that were published in March and May 2020 remain a work in progress and additional adjustments may be made through the year (for example "DISCARDS in number" for longline fleets will be included in the next version of the ACE Tables). CCMs who have comments or revisions on the ACE tables were asked to highlight the edits in the relevant Excel file, and to submit the revised version to Peter Williams WCPFC Data Manager.

These may be accessed from the WCPFC website <https://www.wcpfc.int/ace-by-fleet>

3. Did your CCM review and check ACE tables that were published on the website for your CCM: In March 2020 (preliminary version)? In mid-May 2020 (Provisional version published for the most recent 5 years)? Never?
4. How often has your CCM reviewed ACE tables published of other CCMs?
5. Using the current ACE tables how easy is it for your CCM to view and interpret tabular annual fisheries information (annual catches and vessels for the most recent five years by fleet)?
6. Using the current ACE tables how easy is it for your CCM to view and interpret Maps of catch by species by fleet for 2019 (noting that the maps are consistent with WCPFC data dissemination rules in excluding the activities of less than 3 vessels, unless the flag CCM has provided authorisation to provide maps with all data)?
7. Using the current ACE tables how easy is it for your CCM to compare the MS Excel file/s with your national fisheries database holdings for the most recent five years?
8. Using the current ACE tables how easy is it for your CCM to use the MS Excel file to provide and highlight edits/revisions, and then to submit to WCPFC/SPC as comments on your CCMs ACE tables?
9. Consider the annual fisheries information that are currently reported by CCMs in Annual Report Part 1, in your CCM's view, do the ACE tables satisfy what is expected as Essential Annual Fisheries Information that are to be provided in Annual Report Part 1?

10. Consider the annual fisheries information that are currently reported by CCMs in Annual Report Part 1, what additional useful annual fisheries information does your CCM consider are not adequately covered in the current ACE tables?
11. Consider the annual fisheries information that are currently reported by CCMs in Annual Report Part 1, would your CCM consider inserting the various ACE table information directly into your Annual Report Part 1 for 2020?
12. Does your CCM see merit in continuing to annually publish ACE tables based on April 30 scientific data submissions and subsequent updates and revisions from CCMs in the future? Why?
13. If there are any particular difficulties or supplementary comments that your CCM wishes to make, with regard to your responses above or generally about the trial of the WCPFC ACE tables, then add them below.

Use of Annual Report Part 2 online interface in 2020

In 2020 the new structure for Annual Report Part 2 includes that the report has been divided into two parts:

- *Annual Report Part 2 (Prior Year Obligations) list contains only implementation-type obligations that CCMs have reported on previously. In 2020, the list was pre-populated with each CCMs response in Annual Report Part 2 submitted in 2019 (covering 2018 activities). This part of the Annual Report Part 2 is intended to comprise the "hold on file" of all CCMs responses to implementation-type obligations that applied in prior years. CCMs were expected to check, and as needed, update, their national statements of implementation and confirm that the information therein is current for this reporting year.*
- *Annual Report Part 2 (2019 Specific) list contains specific reporting requirements related to the 2019 reporting year. Substantive answers were expected from CCMs for new implementation obligations that applied for the first time in 2019, providing verifiable data confirming that a quantitative limit was not exceeded, reporting on implementation of CMM 2013-07 and certain required reports on MCS and fishing activities related to 2019. Other questions were provided in a reporting checklist section and CCMs are requested to confirm that a required report or data submission has been made (eg in Annual Report Part 1) or certain WCPFC online published content has been checked. Within this list, the previous years approach to pre-populate N/A (not applicable) answers for SIDS and non-flag CCMs has also been applied.*

The Secretariat has also ensured that any pre-populated answers in either part of each CCMs Annual Report Part 2 do remain editable, so CCMs can review and correct the report as needed.

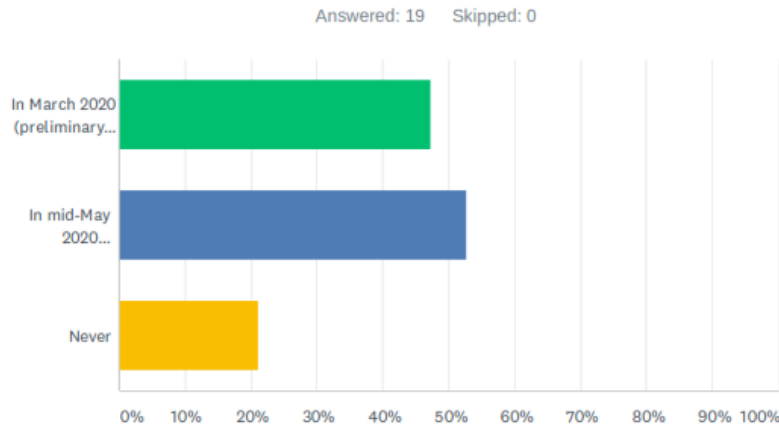
14. How often does your CCM refer to the quick guide (user documentation) for Annual Report Part 2 online report (eg WCPFC Circular 2020/16)?
15. How often has your CCM reviewed past Annual Report Part 2 submissions of your CCM?
16. How often has your CCM reviewed Annual Report Part 2 submissions of other CCMs?
17. Using the published all CCMs Annual Report Part 2 MS Excel files that are published to <https://www.wcpfc.int/annual-report-part-2-2014>, how easy is it for your CCM to view past Annual Report Part 2 submissions of CCMs?
18. Using the current Annual Report Part 2 online interface, specifically the Annual Report Part 2 (prior year obligations) list, how easy is it for your CCM to check and as needed update the national statements of implementation for your CCM of prior year obligations ?
19. Does your CCM see merit in continuing to maintain the Annual Report Part 2 (prior year obligations) list approach for future reporting? Why?
20. Using the current Annual Report Part 2 online interface, specifically the Annual Report Part 2 (2019 specific) list, how easy is it for your CCM to submit 2019 specific required reports?

21. When completing your current Annual Report Part 2 online report, specifically the Annual Report Part 2 (2019 specific) questions, did your CCM review and check any WCPFC online published content ?
- the Secretariat published HIGH SEAS BOARDING AND INSPECTION REPORTING website summary at <https://www.wcpfc.int/hsbi-summary-statistics>
 - the "Article 25(2) online compliance case file system"
 - the Secretariat published HIGH SEAS TRANSHIPMENT REPORTING SUMMARIES FOR 2019 (posted as a CMR supporting file to each CCMs Portal)
 - the TRANSHIPMENT REPORT FOR FLAG CCMS BASED ON HIGH SEAS NOTIFICATIONS AND HIGH SEAS DECLARATIONS RECEIVED BY WCPFC published at <https://www.wcpfc.int/ccm-transshipment>
 - the list of CHARTER NOTIFICATIONS RECEIVED BY WCPFC published
 - at <https://intra.wcpfc.int/Lists/Vessel%20Charters/By%20Year.aspx>
 - the PORT STATE MINIMUM STANDARDS NOTIFICATIONS RECEIVED BY WCPFC published at <https://www.wcpfc.int/wcpfcport-state-minimum-standards>
 - the WCPFC NATIONAL OBSERVER COORDINATORS LIST published at <https://www.wcpfc.int/wcpfc-national-observercoordinator-cmm-2018-05-para-13>
 - the Secretariat published ADMINISTRATION OF DATA RULES AND PROCEDURES website summary at <https://www.wcpfc.int/administration-wcpfc-data-access-rules-and-procedures>
 - the Secretariat published VMS REPORTING SUMMARIES FOR 2019 (posted as a CMR supporting file to each CCMs Portal)
 - NONE
 - Other (please specify)
22. If there are any particular difficulties or supplementary comments that your CCM wishes to make, with regard to your responses about Annual Report Part 2 above or in general about streamlining of Annual Report Part 2, then add them below

Appendix 2 – Graphs of the responses to the June 2020 survey of CCMs

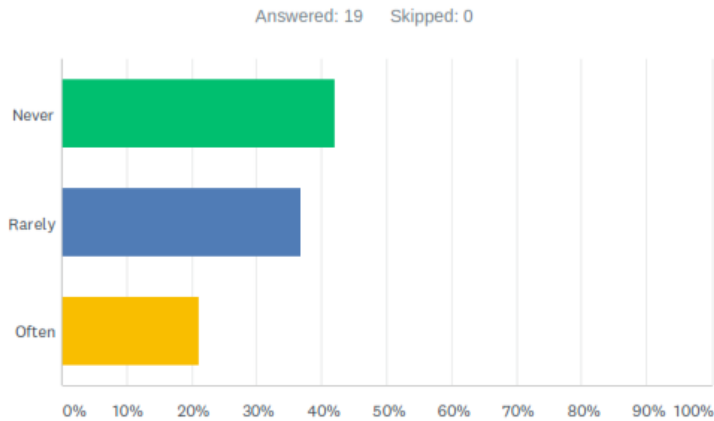
CCM Feedback on the Use of ACE Tables as a possible streamlining suggestion for Annual Report Part 1

Q3 Did your CCM review and check ACE tables that were published on the website for your CCM (select all that apply)?



ANSWER CHOICES	RESPONSES
In March 2020 (preliminary version)	47.37% 9
In mid-May 2020 (Provisional version published for the most recent 5 years)	52.63% 10
Never	21.05% 4
Total Respondents: 19	

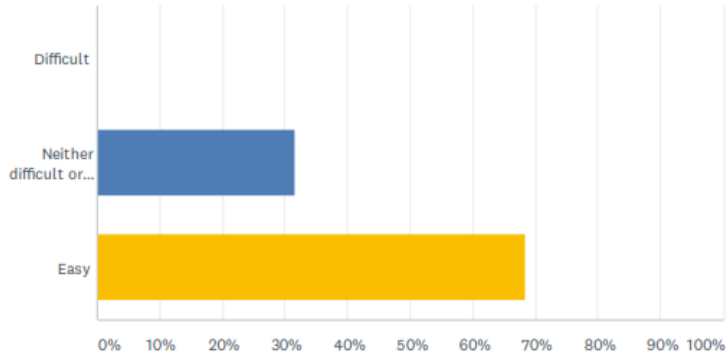
Q4 How often has your CCM reviewed ACE tables published of other CCMs?



ANSWER CHOICES	RESPONSES
Never	42.11% 8
Rarely	36.84% 7
Often	21.05% 4
TOTAL	19

Q5 Using the current ACE tables how easy is it for your CCM to view and interpret tabular annual fisheries information (annual catches and vessels for the most recent five years by fleet)?

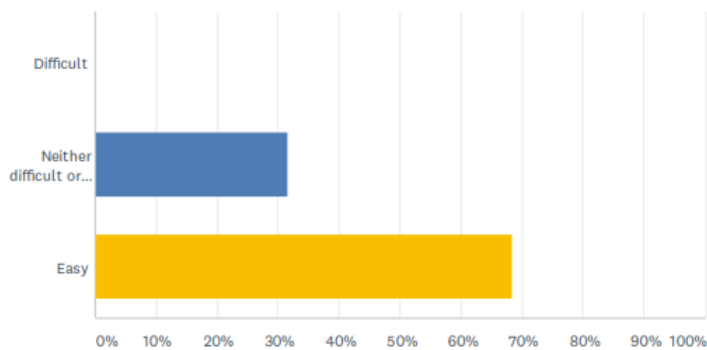
Answered: 19 Skipped: 0



ANSWER CHOICES	RESPONSES	
Difficult	0.00%	0
Neither difficult or easy	31.58%	6
Easy	68.42%	13
TOTAL		19

Q6 Using the current ACE tables how easy is it for your CCM to view and interpret Maps of catch by species by fleet for 2019 (noting that the maps are consistent with WCPFC data dissemination rules in excluding the activities of less than 3 vessels, unless the flag CCM has provided authorisation to provide maps with all data)?

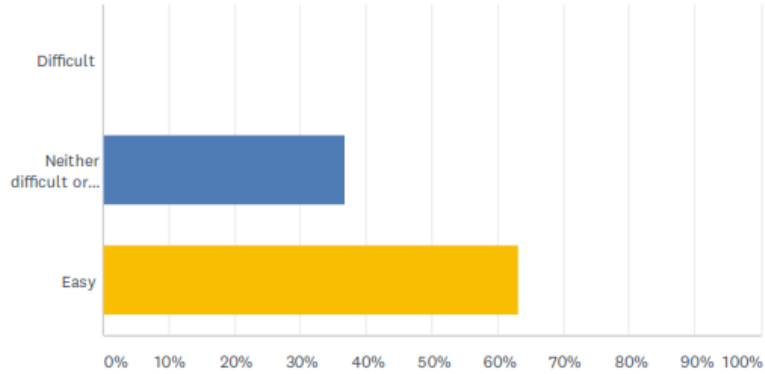
Answered: 19 Skipped: 0



ANSWER CHOICES	RESPONSES	
Difficult	0.00%	0
Neither difficult or easy	31.58%	6
Easy	68.42%	13
TOTAL		19

Q7 Using the current ACE tables how easy is it for your CCM to compare the MS Excel file/s with your national fisheries database holdings for the most recent five years?

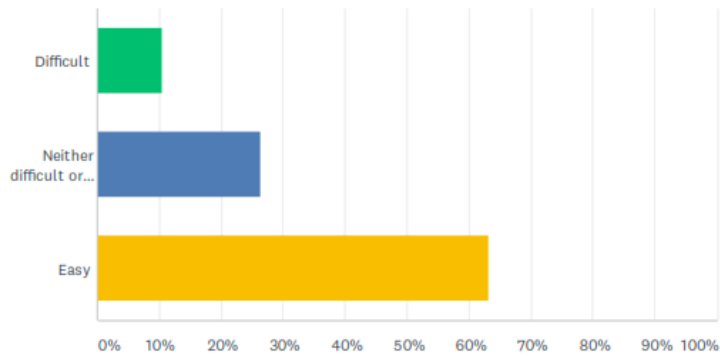
Answered: 19 Skipped: 0



ANSWER CHOICES	RESPONSES	
Difficult	0.00%	0
Neither difficult or easy	36.84%	7
Easy	63.16%	12
TOTAL		19

Q8 Using the current ACE tables how easy is it for your CCM to use the MS Excel file to provide and highlight edits/revisions, and then to submit to WCPFC/SPC as comments on your CCMs ACE tables?

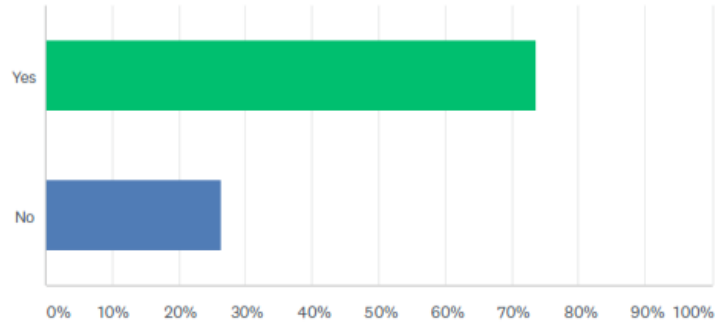
Answered: 19 Skipped: 0



ANSWER CHOICES	RESPONSES	
Difficult	10.53%	2
Neither difficult or easy	26.32%	5
Easy	63.16%	12
TOTAL		19

Q9 Consider the annual fisheries information that are currently reported by CCMs in Annual Report Part 1, in your CCM's view, do the ACE tables satisfy what is expected as Essential Annual Fisheries Information that are to be provided in Annual Report Part 1?

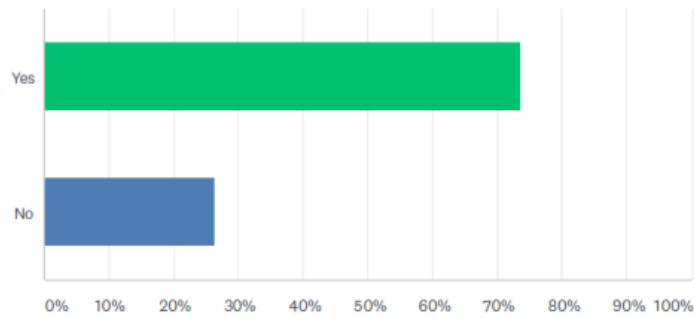
Answered: 19 Skipped: 0



ANSWER CHOICES	RESPONSES	
Yes	73.68%	14
No	26.32%	5
TOTAL		19

Q11 Consider the annual fisheries information that are currently reported by CCMs in Annual Report Part 1, would your CCM consider inserting the various ACE table information directly into your Annual Report Part 1 for 2020?

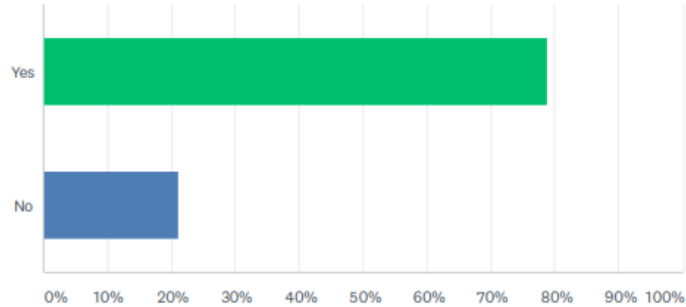
Answered: 19 Skipped: 0



ANSWER CHOICES	RESPONSES	
Yes	73.68%	14
No	26.32%	5
TOTAL		19

Q12 Does your CCM see merit in continuing to annually publish ACE tables based on April 30 scientific data submissions and subsequent updates and revisions from CCMs in the future?

Answered: 19 Skipped: 0

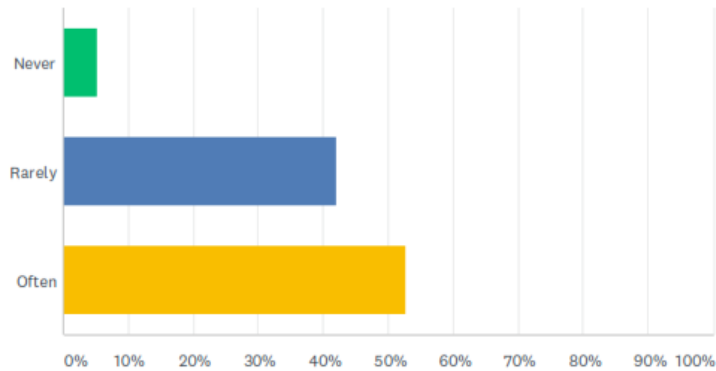


ANSWER CHOICES	RESPONSES	
Yes	78.95%	15
No	21.05%	4
TOTAL		19

CCM Feedback on the Use of Annual Report Part 2 online interface in 2020

Q14 How often does your CCM refer to the quick guide (user documentation) for Annual Report Part 2 online report (eg WCPFC Circular 2020/16)?

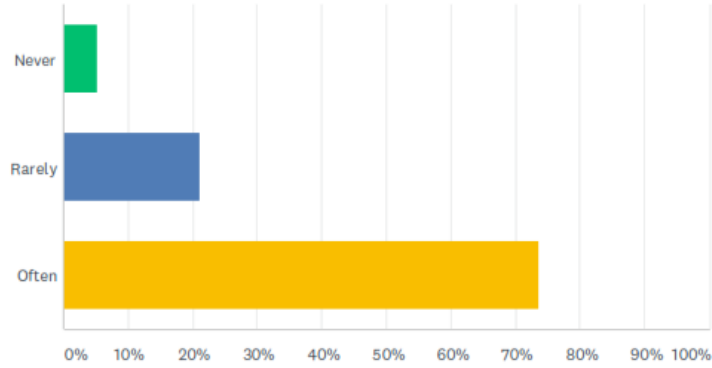
Answered: 19 Skipped: 0



ANSWER CHOICES	RESPONSES	
Never	5.26%	1
Rarely	42.11%	8
Often	52.63%	10
TOTAL		19

Q15 How often has your CCM reviewed past Annual Report Part 2 submissions of your CCM?

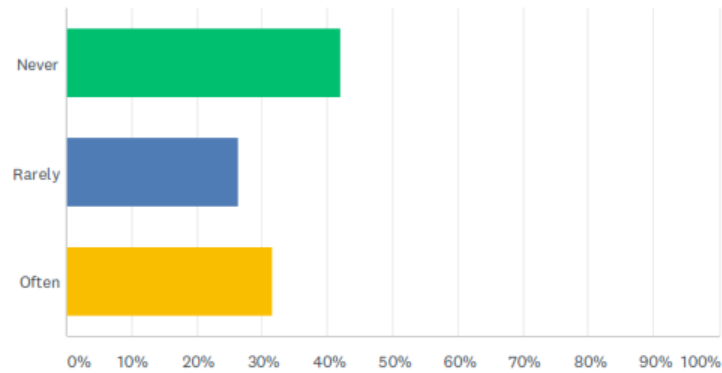
Answered: 19 Skipped: 0



ANSWER CHOICES	RESPONSES	
Never	5.26%	1
Rarely	21.05%	4
Often	73.68%	14
TOTAL		19

Q16 How often has your CCM reviewed Annual Report Part 2 submissions of other CCMs?

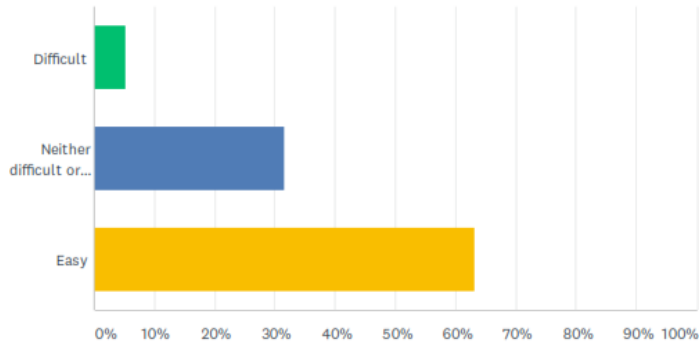
Answered: 19 Skipped: 0



ANSWER CHOICES	RESPONSES	
Never	42.11%	8
Rarely	26.32%	5
Often	31.58%	6
TOTAL		19

Q17 Using the published all CCMs Annual Report Part 2 MS Excel files that are published to <https://www.wcpfc.int/annual-report-part-2-2014>, how easy is it for your CCM to view past Annual Report Part 2 submissions of CCMs?

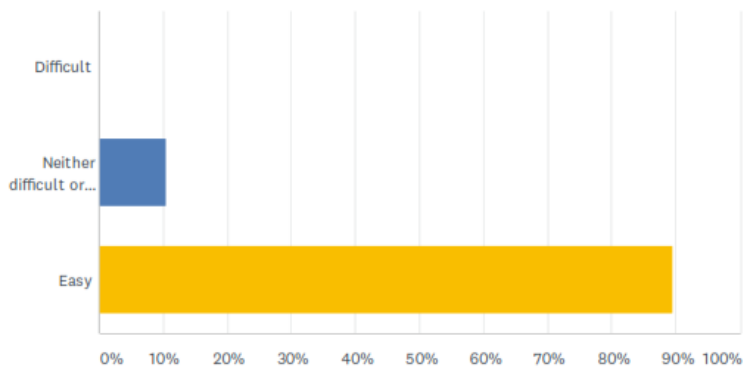
Answered: 19 Skipped: 0



ANSWER CHOICES	RESPONSES	
Difficult	5.26%	1
Neither difficult or easy	31.58%	6
Easy	63.16%	12
TOTAL		19

Q18 Using the current Annual Report Part 2 online interface, specifically the Annual Report Part 2 (prior year obligations) list, how easy is it for your CCM to check and as needed update the national statements of implementation for your CCM of prior year obligations ?

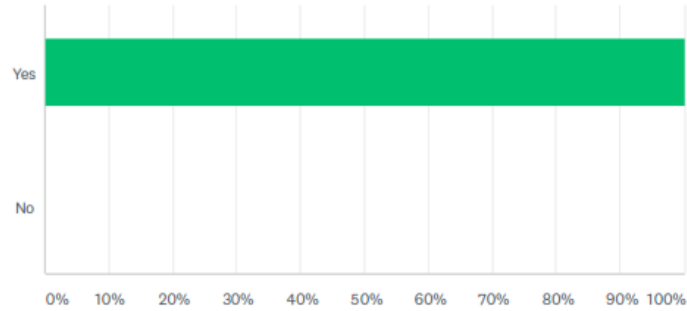
Answered: 19 Skipped: 0



ANSWER CHOICES	RESPONSES	
Difficult	0.00%	0
Neither difficult or easy	10.53%	2
Easy	89.47%	17
TOTAL		19

Q19 Does your CCM see merit in continuing to maintain the Annual Report Part 2 (prior year obligations) list approach for future reporting?

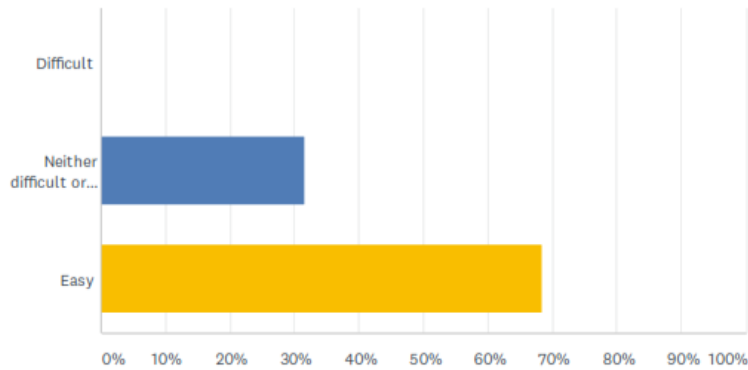
Answered: 19 Skipped: 0



ANSWER CHOICES	RESPONSES	
Yes	100.00%	19
No	0.00%	0
TOTAL		19

Q20 Using the current Annual Report Part 2 online interface, specifically the Annual Report Part 2 (2019 specific) list, how easy is it for your CCM to submit 2019 specific required reports?

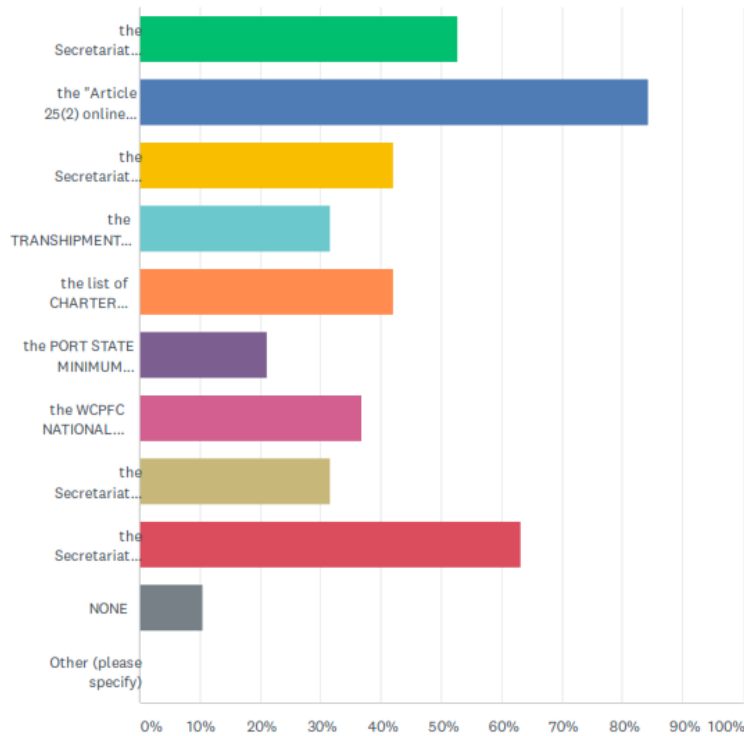
Answered: 19 Skipped: 0



ANSWER CHOICES	RESPONSES	
Difficult	0.00%	0
Neither difficult or easy	31.58%	6
Easy	68.42%	13
TOTAL		19

Q21 When completing your current Annual Report Part 2 online report, specifically the Annual Report Part 2 (2019 specific) questions, did your CCM review and check any WCPFC online published content ? (select all that apply)

Answered: 19 Skipped: 0



ANSWER CHOICES	PERCENTAGE	RESPONSES
the Secretariat published HIGH SEAS BOARDING AND INSPECTION REPORTING website summary at https://www.wcpfc.int/hsbi-summary-statistics	52.63%	10
the "Article 25(2) online compliance case file system"	84.21%	16
the Secretariat published HIGH SEAS TRANSHIPMENT REPORTING SUMMARIES FOR 2019 (posted as a CMR supporting file to each CCMs Portal)	42.11%	8
the TRANSHIPMENT REPORT FOR FLAG CCMS BASED ON HIGH SEAS NOTIFICATIONS AND HIGH SEAS DECLARATIONS RECEIVED BY WCPFC published at https://www.wcpfc.int/ccm-transhipment	31.58%	6
the list of CHARTER NOTIFICATIONS RECEIVED BY WCPFC published at https://intra.wcpfc.int/Lists/Vessel%20Charters/By%20Year.aspx	42.11%	8
the PORT STATE MINIMUM STANDARDS NOTIFICATIONS RECEIVED BY WCPFC published at https://www.wcpfc.int/wcpfc-port-state-minimum-standards	21.05%	4
the WCPFC NATIONAL OBSERVER COORDINATORS LIST published at https://www.wcpfc.int/wcpfc-national-observer-coordinator-cmm-2018-05-para-13	36.84%	7
the Secretariat published ADMINISTRATION OF DATA RULES AND PROCEDURES website summary at https://www.wcpfc.int/administration-wcpfc-data-access-rules-and-procedures	31.58%	6
the Secretariat published VMS REPORTING SUMMARIES FOR 2019 (posted as a CMR supporting file to each CCMs Portal)	63.16%	12
NONE	10.53%	2
Other (please specify)	0.00%	0
Total Respondents: 19		