



**TECHNICAL AND COMPLIANCE COMMITTEE**

**Fourteenth Regular Session**

26 September – 2 October 2018

Majuro, Republic of the Marshall Islands

---

**ANNUAL REPORT ON WCPFC HIGH SEAS BOARDING AND INSPECTION (HSBI)  
SCHEME**

---

**WCPFC-TCC14-2018-RP04**

**29 August 2018**

**Paper prepared by the Secretariat**

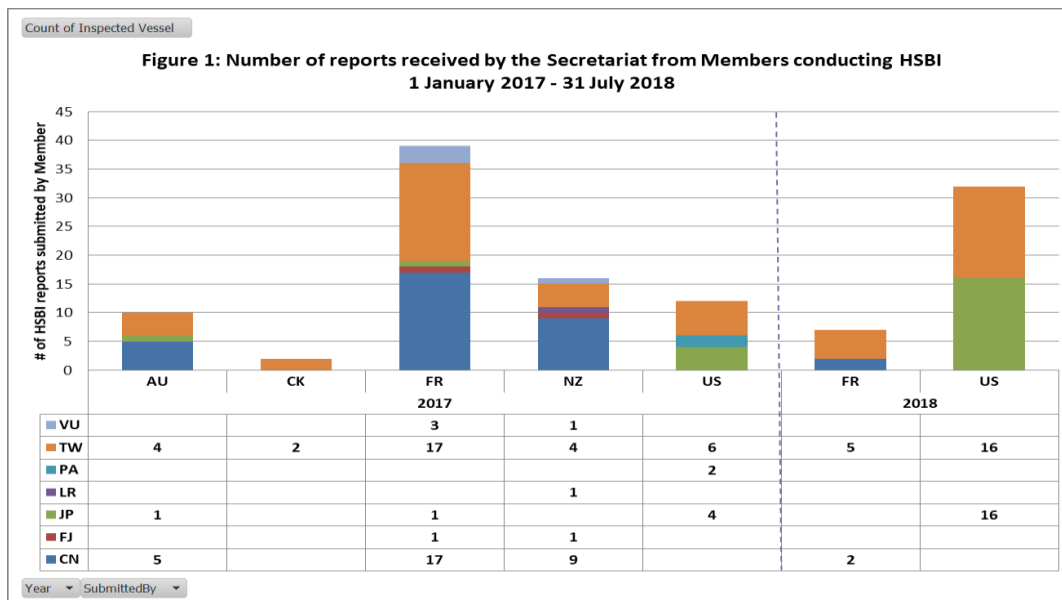
**Purpose**

1. This paper presents for the consideration and information of TCC14, a summary of High Seas Boarding and Inspection (HSBI) activities for the period of 1 January 2017 to 31 July 2018. An update is also presented on the task to the Secretariat to make the list of vessels previously inspected under the HSBI, published at <https://www.wcpfc.int/ccm/hsbi-report> exportable in MS Excel and CSV format to authorized users, as well as a look at the HSBI under the Compliance Monitoring Scheme over the years.
2. The agreed procedures for WCPFC HSBI activities are contained in Conservation and Management Measure 2006-08 entitled *Western and Central Pacific Fisheries Commission Boarding and Inspection Procedure (CMM 2006-08)*, and these procedures enable boarding and inspections of fishing vessels to be undertaken on the high seas in the Convention Area.

**HSBI activities for the period 1 January 2017 – 31 July 2018**

3. Article 26 of the Convention and CMM 2006-08 paragraph 3 states that the purpose of the HSBI scheme is to establish procedures for boarding and inspection activities on the high seas which ensure compliance with provisions of the Convention and Conservation and Management Measures.
4. In 2017, five members (Australia (AU), Cook Islands (CK), France (FR), New Zealand (NZ), and the United States of America (USA)) submitted 79 HSBI reports in accordance with CMM 2006-08 paragraph 30. For the period from 1 January to 31 July 2018, 2 members (France (FR), and the United States of America (USA)) submitted 39 HSBI reports in accordance with paragraph 30 of CMM 2006-08. Figure 1 provides a summary of the number of boarding and inspections conducted under

CMM 2006-08 for the period 1 January 2017 - 31 July 2018 with a total of 115 vessels boarded during this period (3 vessels were boarded twice). Of the 115 vessels boarded, there were 104 longliners, 3 fish carriers and 8 pole and line vessels.



- Annex 3 shows the geographical distribution of where these high seas boarding and inspection activities were undertaken.

### Compliance Case File System

- The HSBI activities undertaken by WCPFC members provide a mechanism to assist flag CCMs with checking the implementation by their vessels of a number of CMMs that are in force. In 2017, the Secretariat has incorporated all HSBI events noting alleged infringements of CMMs or the Convention including those in Table 1 above, in the online WCPFC Compliance Case File system for HSBI undertaken since 2014. For HSBI activities, in practice, the online Compliance Case File System will track the various correspondences received by the Secretariat pursuant to CMM 2006-08 and where related to the notified alleged infringements. Individual case files are viewable and editable by the relevant Inspecting Member and the relevant flag CCM. Annex 1 provides a summary of the CMMs identified in the HSBI reports that resulted in a request for flag State investigation pursuant to Article 25 of the Convention, for the period 1 January 2015 – 31 July 2018.

### Update to the Register of authorized inspection vessels (HSBI register)

- During the reporting period (1 Jan 2017 – 31 July 2018), three members (Australia, France and the United States) notified the Commission, through the Executive Director, of seven additional inspection vessels to be added to the HSBI register plus one vessel

which was already in the register but was officially renamed. The number of members participating in the HSBI scheme has remained unchanged at thirteen (13) since TCC11. Those that have also provided notifications in accordance with paragraph 6 of CMM 2006-08, regarding the application of the WCPFC HSBI to Fishing Entities also remain the same. A list of these Members and the number of vessels included on the Register of Authorized Inspection Vessels is shown in Table 1. In addition, since August 2015, the Register is now publicly available on the website at <http://www.wcpfc.int/register-inspection-vessels>

**Table 1: Summary of the Members that have notified the Commission of their intention to participate in conducting boarding and inspection activities under the WCPFC HSBI Scheme**

	<b>Year (in which notification was received)</b>	<b>WCPFC received notifications in accordance with paragraph 6 of CMM 2006-08?</b>	<b>Number of Vessels on the Register of Authorized Inspection Vessels (as at 31 July 2018)</b>
Australia	2010	YES	45
Canada	2009		5
Cook Islands	2008	YES	1
Federated States of Micronesia	2010		3
France <sup>1</sup>	2007	YES	8
Japan	2009	YES	3
Kiribati	2014		1
Republic of Korea	2008		2
New Zealand	2008	YES	12
Papua New Guinea	2008		4
Chinese Taipei	2008	N/A	14
Tuvalu	2010		1
United States of America	2008	YES	<u>103</u>
			<b>202</b>

## **CCMs reporting on implementation of CMM 2006-08 through Annual Report Part 2**

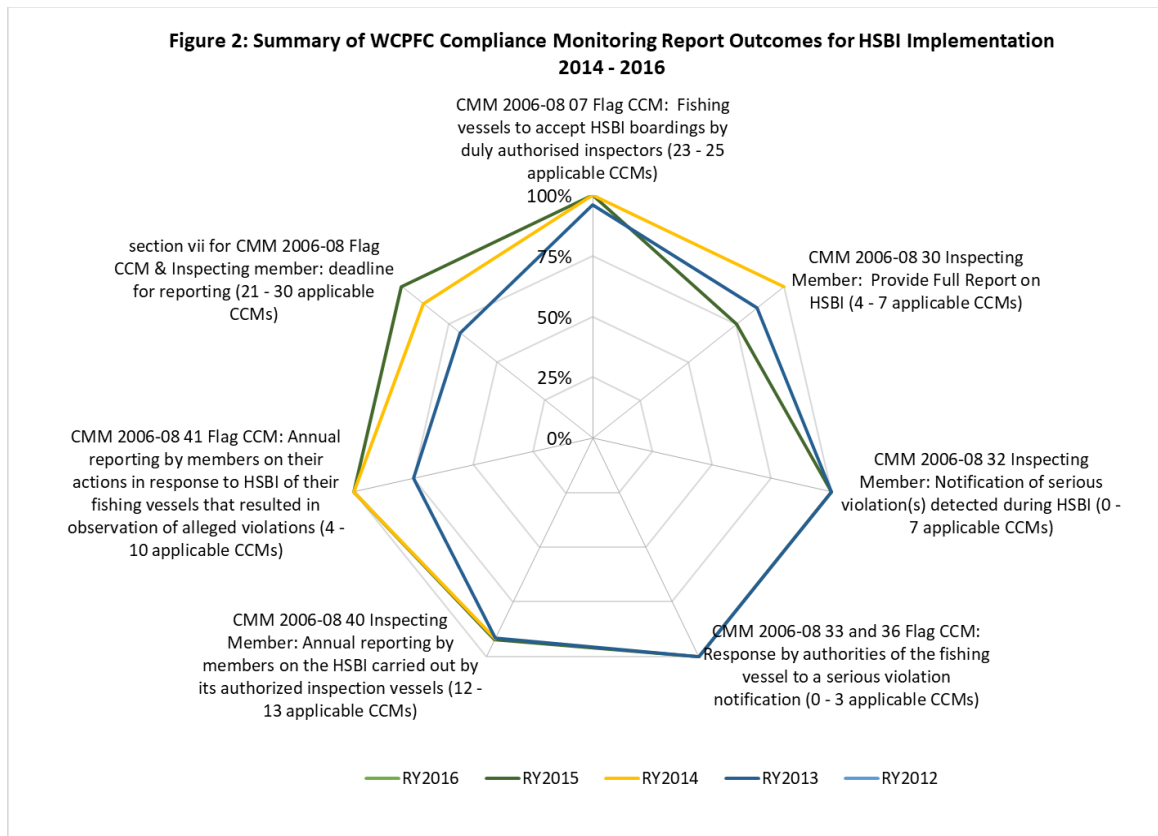
- The 2018 Annual Report Part 2 template covering 2017 activities included questions on implementation of paragraphs 7, 30, 32, 33 and 36, 40 and 41 of CMM 2006-08. CCMs were asked to report on implementation of those paragraphs. CCMs had the choice of answering “Yes” meaning the obligation has been implemented; “No” meaning the obligation has not been implemented; or “N/A” meaning CCM determined that the obligation is not applicable. CCMs also had the opportunity to provide further information on each obligation and/or attach any supporting documentations. The responses provided by CCMs in Annual Report Part 2, assist the Secretariat with checking the completeness of the reporting of HSBI activities. Annex 2 provides a

<sup>1</sup> Separate notifications were provided by France for French Authorities that are based in French Polynesia and New Caledonia

summary of CCMs responses to CMM 2006-08 in Annual Report Part 2 covering activities for 2017.

**Review of CMM 2006-08 implementation by applicable CCMs under the Compliance Monitoring Scheme (CMS) 2014 - 2016**

9. Figure 2 below provides an overview of the outcome of the evaluation of CMM 2006-08 under the CMS over recent years. CMM 2006-08 was evaluated for the Reporting Year 2013 (RY2013), Reporting Year 2014 (RY2014) and Reporting Year 2015 (RY2015) and it was not evaluated prior to 2014 (RY2013) nor in 2017 (RY2016). Figure 2 shows a general trend of improved implementation by applicable CCMs of the required reporting under CMM 2006-08. For example, CMM 2006-08 paragraph 41 shows that 75% of the flag CCMs who were expected to have provided an annual report to the Commission in response to HSBI inspections, were evaluated by the Commission through the CMS process to have fully implemented this reporting obligation for RY 2013, whereas during RY 2014 and RY 2015 all flag CCMs who were expected to have provided an annual report to the Commission were determined by the Commission to have fully implemented this reporting obligation. Likewise, levels of implementation for section vii (meeting of applicable reporting deadlines under CMM 2006-08) improved from around 70% for RY 2013, to near 90% in RY2014 and 100% in the RY2015.



### **Update on tasking from WCPFC13**

10. WCPFC13 tasked the Secretariat to make the list of vessels previously inspected under the HSBI, published at <https://www.wcpfc.int/ccm/hsbi-report> exportable in MS Excel and CSV format to authorized users. This task has been completed in 2018 and is available to export in Excel, csv or pdf format, from the secure page on the website.

### **Secretariat Observations and Administrative issues**

11. In the operation of the WCPFC HSBI Scheme during the period 1 January 2017 – 30 June 2018, the Secretariat makes the following observations:
  - a. The number of HSBI activities was at its highest in 2016 with just over one hundred (108) boardings undertaken.
  - b. In 2017, there were 79 boardings undertaken and in the first seven months of 2018 39 boardings were undertaken.
  - c. Most of the HSBI activities occurred around just outside the borders of coastal States EEZ and in high seas pockets.
  - d. The HSBI activities undertaken by WCPFC members continued to provide a mechanism to assist flag CCMs with checking the implementation by their vessels of many CMMs that are in force.
12. CCMs are reminded to inform the Secretariat of their contact details for authorities of fishing vessels or update this directly into the CCMs official contact details through the secure page of the website at <https://www.wcpfc.int/official-circulars>.
13. To assist with internal record keeping at the WCPFC Secretariat, copies of HSBI reports from Inspecting Members and any replies from the authorities of the fishing vessel, which are required in accordance with CMM 2006-08 to be submitted to the Commission, should be sent to the email: [HighSeasBoardingInspection@wcpfc.int](mailto:HighSeasBoardingInspection@wcpfc.int). Relevant CCMs are reminded to also regularly check the online Compliance Case File System, and as needed submit updates and replies on cases directly.

### **Recommendation**

14. TCC14 is invited to note and discuss the recent activities undertaken under the HSBI scheme.

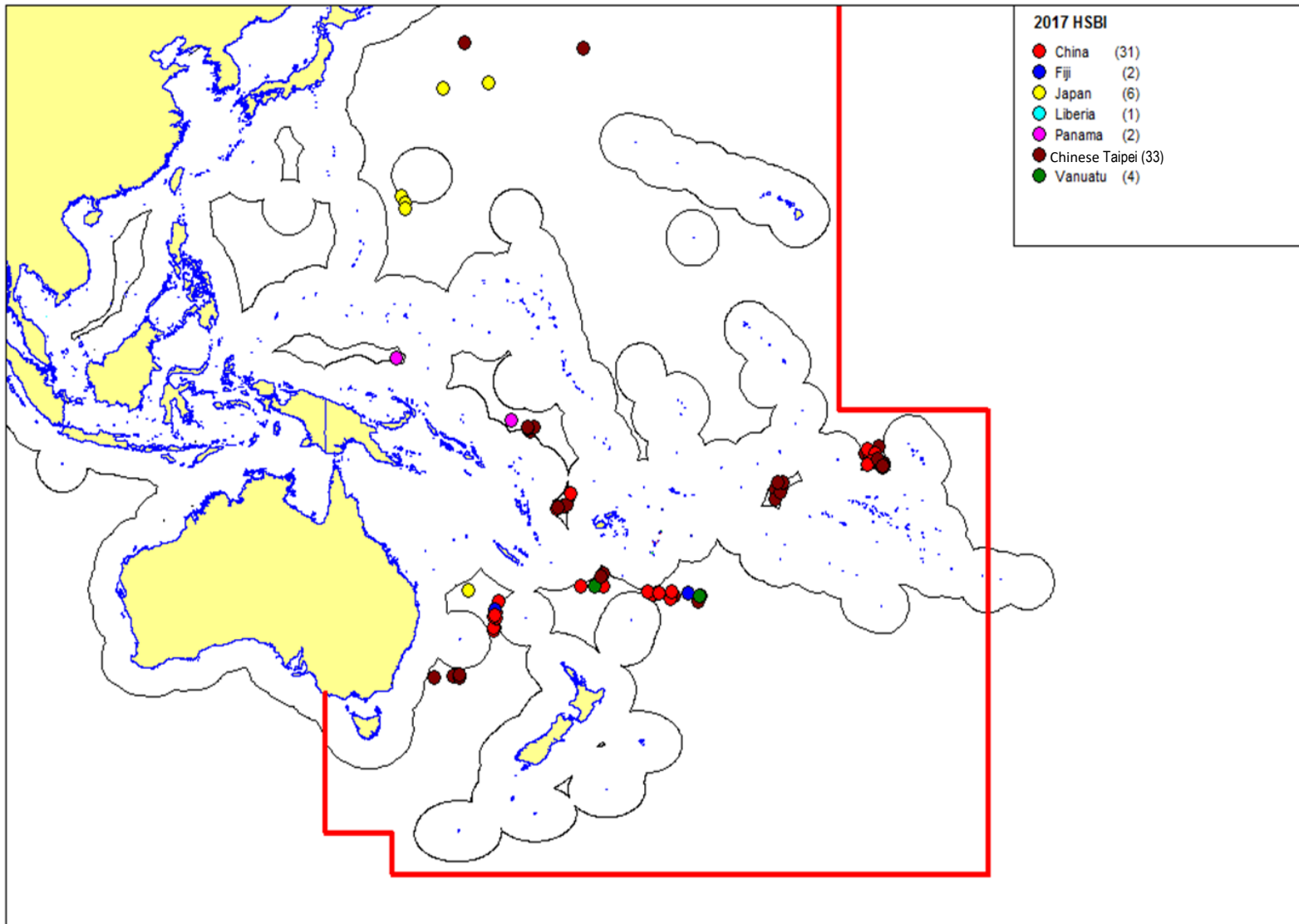
**Annex 1: Summary of outcome of flag CCM investigations of alleged infringements that were notified to WCPFC as Article 25(2) matters, based on High Seas Boarding and Inspection activities (covering the period 1 January 2015 – 31 July 2018)**

Year	# cases	Flag CCM notified	Flag CCM Investigation Response					Total cases with complete flag investigations	
			Under investigation	No infraction	Infraction: no sanction	Infraction: warning	Infraction: sanction		
<b>EHSP-SMA (CMM 2010-02) reporting gap</b>									
2015	1	0	0	0	0	0	1	1	100%
2016	1	0	0	1	0	0	0	1	100%
<b>VMS reporting issue (CMM 2011-02/CMM 2014-02)</b>									
2014	1	0	0	1	0	0	0	1	100%
2015	5	0	0	4	0	0	1	5	100%
2016	12	0	0	9	0	1	2	12	100%
2017	19	0	2	17	0	0	0	17	89%
2018	12	0	6	6	0	0	0	6	50%
<b>Not cooperating with HSBI procedures</b>									
2016	1	0	0	1	0	0	0	1	100%
<b>Unauthorised transshipment or transshipment reporting issue</b>									
2016	5	0	0	3	0	0	2	5	100%
2017	1	0	0	1	0	0	0	1	100%
2018	1	0	0	1	0	0	0	1	100%
<b>Fishing while not in RFV or no evidence of authorisation</b>									
2015	3	0	0	3	0	0	0	3	100%
2016	4	0	0	1	0	1	2	4	100%
2017	6	0	0	1	0	0	5	6	100%
<b>Vessel and Gear marking (CMM 2004-03)</b>									
2015	5	0	0	1	1	3	0	5	100%
2016	27	0	0	3	7	10	7	27	100%
2017	6	0	1	0	1	3	1	5	83%
2018	5	0	4	1	0	0	0	1	20%
<b>Bycatch mitigation (seabird/turtle) requirements or reporting gap</b>									
2015	1	0	0	0	0	0	1	1	100%
2016	10	0	0	4	0	0	6	10	100%
2017	8	0	0	6	2	0	0	8	100%
2018	6	0	5	1	0	0	0	1	17%
<b>Catch reporting gap (CMM 2013-05)</b>									
2015	9	0	0	3	1	3	2	9	100%
2016	4	0	0	0	0	2	2	4	100%
2017	4	0	0	3	0	0	1	4	100%
2018	4	0	3	1	0	0	0	1	25%
		Total HSBI events	# of HSBI events where the inspective Member requested flag CCM investigate						
	RY2015	70	21						
	RY2016	108	46						
	RY2017	79	40						
	1 Jan - 31 Jul 2018	39	27						

**Annex 2: Summary of CCMs responses to CMM 2006-08 in 2018 AR Part 2 covering 2017 activities**

<b>CMM paragraph and brief description</b>	<b>N/A Summary of further information provided</b>	<b>YES Summary of further information provided</b>
<b>CMM 2006-08 07</b> <i>Fishing vessels to accept HSBI boardings by duly authorised inspectors, and as applicable Members to ensure compliance of its authorised inspectors with the HSBI procedures</i>	13 No flag vessel, no flag vessel on the RFV, no flag vessels fishing beyond areas of national jurisdiction or in the high seas, no flag vessel subject to HSBI in 2017	24 Implemented through national legislation, regulation; license terms and conditions
<b>CMM 2006-08 30</b> <i>Provide Full Report on HSBI</i>	22 Have not yet authorized inspection vessels to carry out HSBI; did not conduct HSBI in 2017	15 Members (5 – AU, CK, FR, NZ, US) who conducted HSBI in 2017 further elaborate that full reports have been sent to flag States of fishing vessels and the WCPFC Secretariat  The other 10 members that answered Yes – 6 have no inspection vessel on the HSBI register; the other 4 although have vessels in the HSBI register, they did not conduct any HSBI in 2017
<b>CMM 2006-08 32</b> <i>Notification of serious violation(s) detected by inspection vessels during HSBI</i>	23 No HSBI undertaken; No serious violation detected	14 CCMs answer YES (no notification of serious violations/nothing to report, no vessel registered/authorized to conduct HSBI, serious violations reported to the flag State)
<b>CMM 2006-08 33 and 36</b> <i>Response by authorities of the fishing vessel to a serious violation notification</i>	25 No serious violation detected; no HSBI; no flag vessel; no flag vessel boarded in 2017	12 No serious violation notification; if a notification of serious violation is received, CCM respond immediately and internal investigation carried out, no HSBI conducted in 2017
<b>CMM 2006-08 40</b> <i>Annual reporting by members on the HSBI carried out by its authorized inspection vessels.</i>	23 Did not conduct any HSBI	14 CCMs answer YES but only 5 conducted HSBI in 2017
<b>CMM 2006-08 41</b> <i>Annual reporting by members on their actions in response to HSBI of their fishing vessels that resulted in observation of alleged violations.</i>	26 No HSBI conducted; no flag vessel fishing on the high seas; no flag vessels boarded	11 CCMs answer YES and provided further information

Annex 3: A) Geographic distribution of HSBI conducted by flag of the vessel that was inspected: 1 January – 31 December 2017





Annex 3: B) Geographic distribution of HSBI conducted by flag of the vessel that was inspected: 1 January – 31 July 2018

