



**SCIENTIFIC COMMITTEE  
THIRTEENTH REGULAR SESSION**

**Rarotonga, Cook Islands  
9 – 17 August 2017**

---

**ANNUAL REPORT TO THE COMMISSION  
PART 1: INFORMATION ON FISHERIES, RESEARCH, AND STATISTICS**

---

**WCPFC-SC13-AR/CNM-31**

**EL SALVADOR**



# **EL SALVADOR ANNUAL REPORT TO THE WESTERN AND CENTRAL PACIFIC FISHERIES COMMISSION**

## **PART 1: INFORMATION ON FISHERIES, RESEARCH AND STATISTICS**

**01 JANUARY – 31 DECEMBER 2016**  
**July 06, 2017**

Scientific data was provided to the Commission in accordance with the decision relating to the provision of scientific data to the Commission by April 30, 2017	YES
If no, please indicate the reason(s) and intended actions:	



## 1. SUMMARY

El Salvador is located in Central America, it started tuna activities in 2001 as member of the of the Inter American Tropical Tuna Commission (IATTC), activities at the WCPFC Convention area started in 2001, ceased in 2003 and started again in 2007.

We were granted the status of Cooperating Non Member at the 5<sup>th</sup> Regular Session of the Commission held in Busan, Republic of Korea in 2008 and have been renewing it year by year since then as we comply with the Convention and the applicable Conservation and Management Measures.

Our history fishing in the Pacific Ocean for tuna and tuna like species goes back to 2001 as we started with two purse seiners (Montelucia and Monterocio, this last was formerly known as Alexandros).

Currently there are four Salvadoran flagged purse seiners on the record of Fishing Vessels of the WCPFC: Montelucia, Monterocio, Montelape, and Montealegre. However, since 2015 only two of them have fished at the WCPFC area.

Some of our fishing activities may be misunderstood regarding fishing effort as we fish in the overlap area shared by the IATTC and WCPFC. However, as El Salvador is a member IATTC the vessels may move back and forth on both Areas, a reason why we cover all of our fishing activities thru the endorsed Observer Program.

Salvadoran flagged vessels aim for tropical tunas while fishing in the WCPFC Area, particularly Yellowfin tuna (*Thunnus albacares*), Skipjack tuna (*Katsuwonus pelamis*) and Bigeye tuna (*Thunnus obesus*).



The information gathered for preparing this document comes basically from different sources, such as the logbooks on board, VMS tracking, catch certificates issued for the European Market, observer reports, invoice sales, transshipments declaration reports, landing reports, and inspection reports. Some of the data is collected in collaboration with the IATTC.

## 2. TABULAR ANNUAL FISHERIES INFORMATION

Table 1 shows effort estimation of the annual catches, data comes primarily from logbooks filled by the captain of the vessels.

*Table 1. Annual catches and effort*

YEAR	ANNUAL CATCHES BY PRIMARY SPECIES, ( <i>Metric Tons</i> )				FISHING DAYS	
	YFT	SKJ	BET	TOTAL	HIGH SEAS	EEZ <sup>1</sup>
2007	396	1691	355	2250	N/A	N/A
2008	376	6903	1083	8362	0	61
2009	512	4914	1584	7010	28	87
2010	647	4736	1441	6824	23	87
2011	836	9089	1948	11873	17	202
2012	2954	8630	684	12268	24	257
2013	1235	8960	2009	12204	28	223
2014	2898	13933	649	17480	29	334
2015	597	6337	295	7229	29	62
2016	552	2119	330	3001	22	18

<sup>1</sup> For 2016, fishing days in EEZ are from Kiribati.



For annual catches estimates data comes primarily from logbooks filled by the captain of the vessels (Figure 1).

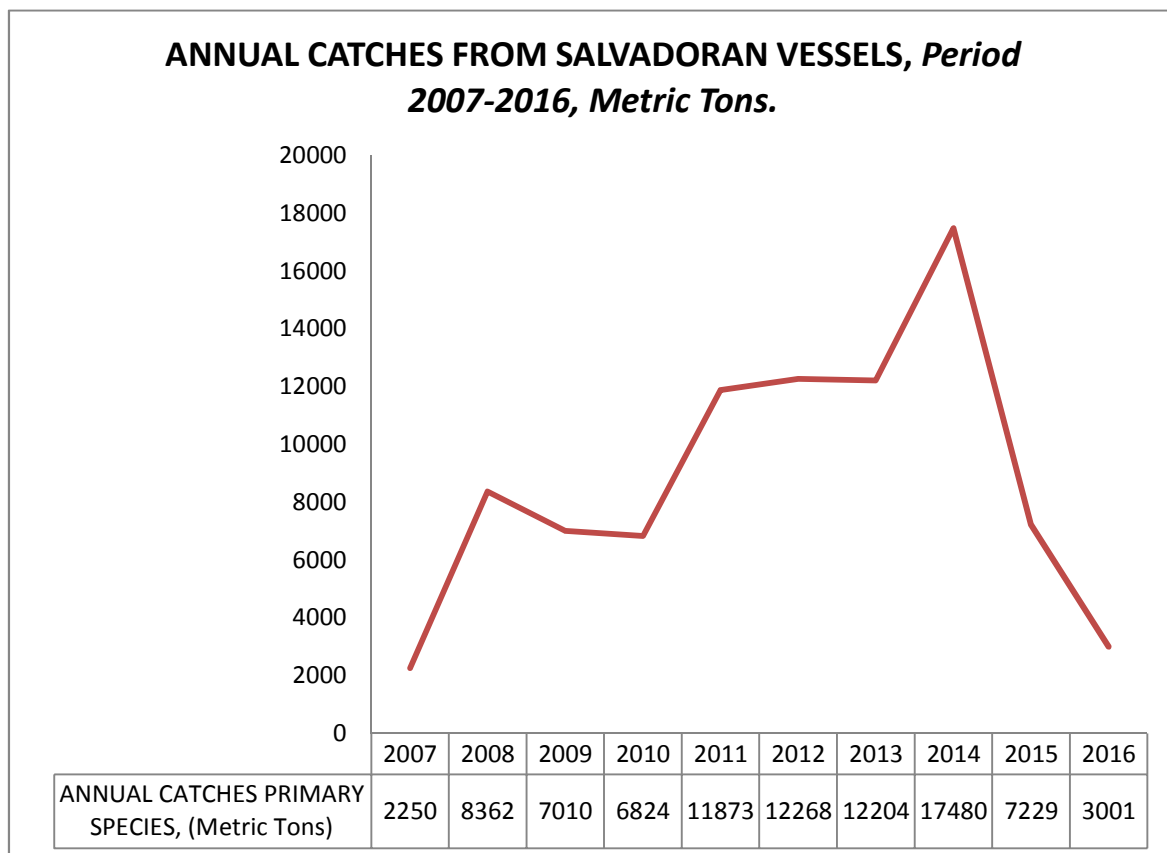


Figure 1. Historical Catch in the WCPFC area by El Salvador’s fleet, the data before 2011 was estimated by the observer program.

### 3. BACKGROUND

El Salvador is located in Central America, with approximately 320 Km of coastline bordering the North Pacific Ocean, between Guatemala and Honduras, among 13° 10’ and 13°40’ N Latitude.



**REPUBLIC OF EL SALVADOR**  
**MINISTRY OF AGRICULTURE AND LIVESTOCK**  
**CENTER FOR FISHERIES AND AQUACULTURE DEVELOPMENT**



Fishing and Aquaculture are ruled by the General Law to Manage and Promote Fisheries and Aquaculture, published in the Official Gazette number 240, volume number 353 of December 19th, 2001. The Law is executed by the General Director of the Center for Fisheries and Aquaculture Development of the Republic of El Salvador (CENDEPESCA), a branch office of the Ministry of Agriculture and Livestock.

The fisheries sector in El Salvador is divided in four sub sectors:

1. Marine industrial fishery;
2. Marine artisanal fishery;
3. Inland water fishery and
4. Aquaculture.

The marine industrial fishery includes the tuna purse seine fishery, shrimp trawler fishery, and pelagic longline fishery.

El Salvador tuna fisheries in the WCPFC Convention Area started in 2001, two purse seiners flagged to El Salvador operated then (Montelucia and Monterocio, this last was formerly known as Alexandros). Tuna fisheries in this geographical area ceased in 2003; then in 2007 started again using a fishing license issued by a coastal country of the Convention.

Currently, El Salvador has the status of *Cooperating Non Member* within the WCPFC and is complying with all the measures issued by the Commission to aim sustainable fisheries, under the technical principles issues by the WCPFC as:

*“Complies with all Resolutions and requirements including effort, capacity and catch controls and limits; carries on all purse seine vessels an observer accredited with either the IATTC or WCPFC observer programs and operates a vessel monitoring system (VMS)”.*



#### 4. FLAG STATE REPORTING

The present information has been gathered from the logbooks reported to CENDEPESCA by the tuna industry. The number of vessels fishing in the WCPFC Convention Area may vary from one year to another, as stated above El Salvador is a member of the ATTC and Cooperating Non-member of the WCPFC, by maintaining this status Salvadoran flagged vessels may move back and forth on both RFMO, complying with the different CMM and Resolutions of course. Figure 2 shows the number of vessels that have operated in the WCPFC area throughout the years.

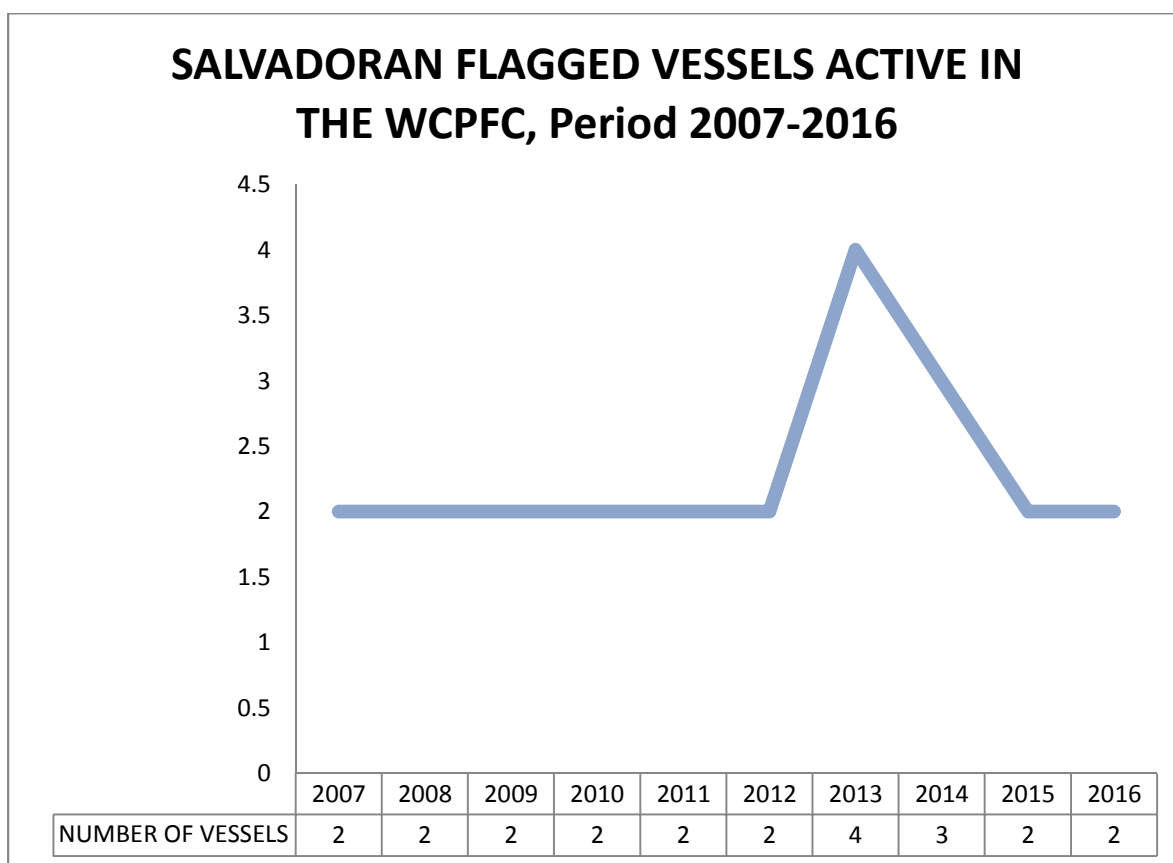


Figure 2. Salvadoran flagged purse seiners fishing in the WCPFC Convention Area.



El Salvador started the tuna fishing into WCPO in 2007; the number of vessels has kept constant with the exception in 2013 that 4 vessels worked on that year. However, all Salvadoran vessels have been on RFV when fishing and before. Table 2 shows the number of vessels by gear and size category.

*Table 2. Salvadoran flagged vessels, by gear and size category active in the WCPFC Convention Area, period 2007-2016*

<b>YEAR</b>	<b>NUMBER OF VESSELS</b>	<b>TYPE OF GEAR</b>	<b>SIZE CATEGORY</b>
2007	2	Purse seine	1500+
2008	2	Purse seine	1500+
2009	2	Purse seine	1500+
2010	2	Purse seine	1500+
2011	2	Purse seine	1500+
2012	2	Purse seine	1500+
2013	4	Purse seine	1500+
2014	3	Purse seine	1500+
2015	2	Purse seine	1500+
2016	2	Purse seine	1500+

The geographical area where sets were performed in 2016 is shown in Figures 3 and 3a, which were elaborated by CENDEPESCA with data from the logbooks, using a grid type of 1 by 1 degrees in order to protect the data. However, the Commission and SPC have been provided with a copy of the logbooks from the fishing trips performed in 2016.





Figure 3. Salvadoran purse seiner effort for 2016 in the WCPFC Convention Area (a large view covering the WCPFC geographical boundaries).

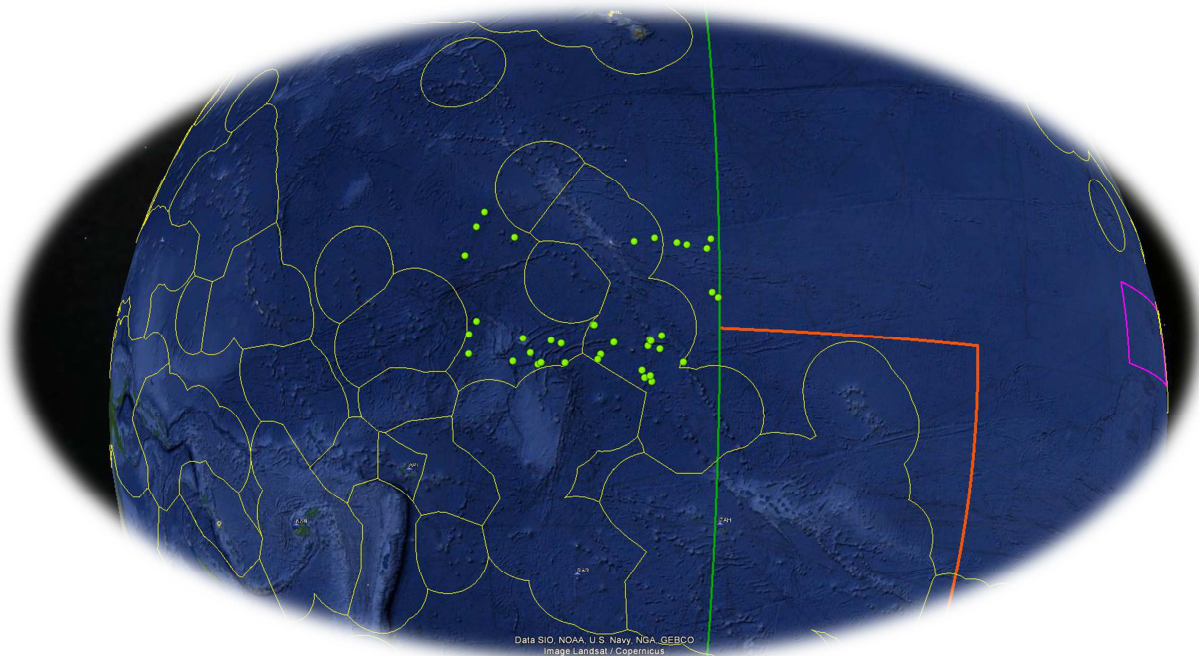
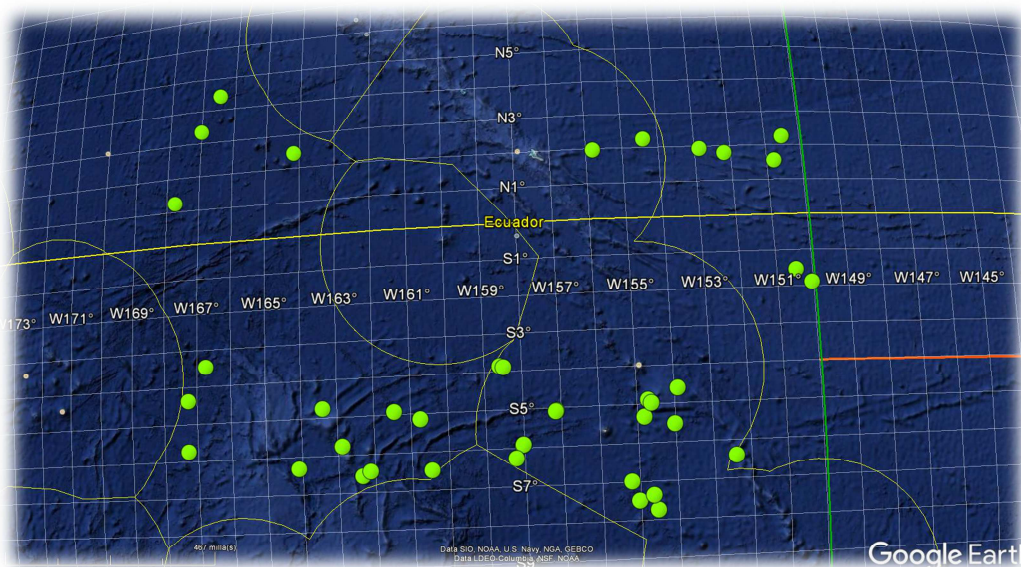


Figure 3a. Salvadoran flagged purse seiner effort for 2016 in the WCPFC Convention Area.



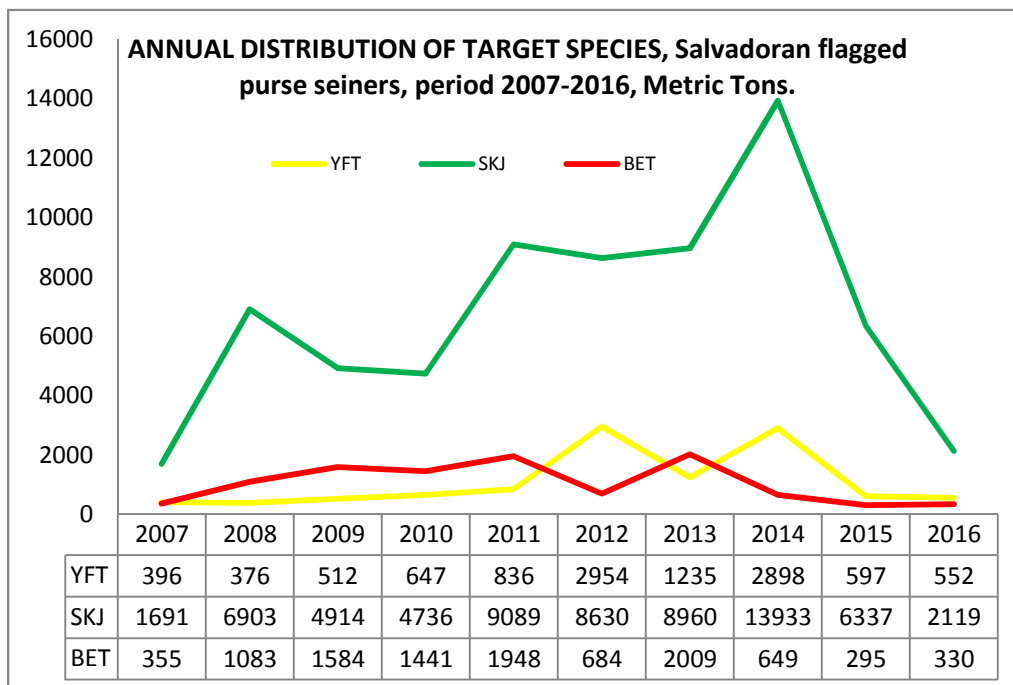


Figure 4. Historical distribution of target species at the WCPFC Convention Area.<sup>2</sup>

Regarding CMM 2011-03, during 2016 there was no interaction with cetaceans reported on the logbooks onboard Salvadoran flagged vessels. However, there may be some data regarding this issue that we ignore as we don't have access to the data recorded by Observers when the Observer delivers his report directly to the WCPFC ROP.

Table 3 shows the annual estimated catches of non-target species covered by the WCPFC Convention, the data includes years 2015 and 2016. Generally speaking the volume of bycatch has been reduced for some species.

El Salvador has a policy of zero discards so the volume reported by the Observers is as accurate as possible.

<sup>2</sup> Data between 2007 and 2011 comes from the Observers report, 2012-2015 has been estimated based on logbooks, sales invoices and landings, and 2016 comes primarily from logbooks.



**REPUBLIC OF EL SALVADOR**  
**MINISTRY OF AGRICULTURE AND LIVESTOCK**  
**CENTER FOR FISHERIES AND AQUACULTURE DEVELOPMENT**



Table 3. Bycatch reported by Salvadoran flagged vessels, 2015-2016, metric tons.

COMMON NAME	SCIENTIFIC NAME	2015	2016	DIFERENCE %
Black marlin	( <i>Istiompax indica</i> )	0.9199		-100.00
Blue marlin	( <i>Makaira nigricans</i> )	1.3466		-100.00
Common dolphinfish	( <i>Coryphaena hippurus</i> )	0.1820	0.4723	159.52
Great barracuda	( <i>Sphyraena spp.</i> )	0.0088	0.0139	58.66
Large fish, nei	( <i>Osteichthyes</i> )	0.0066		-100.00
Marlin, nei	( <i>Makaira, Tetrapturus</i> )	0.1100	0.4186	280.34
Ocean triggerfish	( <i>Canthidermis maculata</i> )	0.0536	0.0214	-60.00
Oceanic whitetip shark	( <i>Carcharhinus longimanus</i> )	0.0523		-100.00
Rainbow runner	( <i>Elagatis bipinnulata</i> )	0.2219	0.0421	-81.02
Requiem sharks, nei	( <i>Carcharhinidae</i> )	0.2442	0.1019	-58.27
Scalloped hammerhead shark	( <i>Sphyrna lewini</i> )	0.0926		-100.00
Silky shark	( <i>Carcharhinus falciformis</i> )	4.0032	4.3145	7.77
Striped marlin	( <i>Kajikia audax</i> )	0.0674		-100.00
Triggerfishes, filefishes	( <i>Balistidae, Monacanthidae</i> )	0.0078		-100.00
Unicorn filefish	( <i>Aluterus monoceros</i> )	0.0142		-100.00
Wahoo	( <i>Acanthocybium solandri</i> )	0.1099	0.0765	-30.37
Yellowtail amberjack	( <i>Seriola lalandi</i> )	0.0049		-100.00
<b>Total</b>		<b>7.4458</b>	<b>5.4612</b>	<b>-26.65</b>

Table 4 shows the estimated annual coverage for different purposes of collecting data.

Table 4. estimated annual coverage for collecting data

VESSEL	OPERATIONAL CATCH EFFORT	OBSERVER ON BOARD	TRANSHIPMENT DATA COVERING	LANDING INSPECTION
Montelucia	100%	100%	100%	Inspected only in Salvadoran ports.
Monterocio	100%	100%	100%	

El Salvador is not a coastal country of the WCPFC area therefore does not have any survey program in order to control its fleet operating in the Western, nevertheless, all of the fishing trips have been monitored by the IATTC Observer Program and Kiribati



Observer program. During disembarkation in El Salvador CENDEPESCA performs inspection and all controls according with national law and international regulations.

Legislation provides controls regarding:

1. Discharged fish
2. RFMO management measures resolutions/recommendations/conservation and management measures.

### **Transshipment activity during 2016**

No transshipments were performed by Salvadoran vessels during 2016, so complying with CMM 2009-06 we have nothing report on this matter.

### **Interactions with Oceanic whitetip sharks 2016**

The logbooks don't show any data regarding interactions with oceanic whitetip sharks; however, as we don't have access to data from Observer reports it may be possible that in near future the Commission let us know about this issue.

### **Interactions with Silky sharks 2016**

The logbooks show that 151 silky sharks were discarded during fishing activities at the WCPFC Area; data obtained from IATTC estimates in 4.3145 metric tons the weight of the sharks. We have no data regarding the status of the sharks when discarded.

## **5. SOCIO-ECONOMICS FACTORS**

Tuna industry in El Salvador directly employs around 1500 people in processing activities, 500 in unloading fish from vessels, 110 as crew on the vessels and indirectly employs nearly 5000 people in different activities related with the





operations. These numbers do not belong to WCPFC activities exclusively. These numbers are estimated over the whole tuna industry.

## **6. DISPOSAL OF CATCH AND ONSHORE DEVELOPMENT**

Tuna is processed and canned in a processing plant located in eastern El Salvador. Discarded tuna due to contaminants and waste (bones, heads, etc.) are processed for fish meal. Tuna loins are mostly exported to European Union markets and canned tuna is distributed all over the world, it includes domestic market.

## **7. FUTURE PROSPECT OF THE FISHERY**

El Salvador tuna fleet is currently composed by six purse seiners, and there is no plan for increasing the number of vessels operating in the WCPFC Convention area, two purse seiner fish in the Pacific Ocean and four in the Atlantic Ocean. El Salvador became contracting party of the International Commission for the Conservation of Atlantic Tuna in December 2014.

### **ADDENDUM TO THE TEMPLATE TO BE USED BY CCMS FOR ANNUAL REPORT PART 1-NATIONAL FISHERY REPORT**

#### **SPECIFIC INFORMATION TO BE PROVIDED IN PART 1 AS REQUIRED BY CMMS**

1. CMM 05-03, North Pacific Albacore para 4

El Salvador does not catch North Pacific Albacore, the objective fisheries are tropical tunas, specifically Yellowfin tuna (*Thunnus albacares*), Skipjack tuna (*Katsuwonus pelamis*) and Bigeye tuna (*Thunnus obesus*).

2. CMM 06-04 South West striped Marlin paragraph 4



**REPUBLIC OF EL SALVADOR  
MINISTRY OF AGRICULTURE AND LIVESTOCK  
CENTER FOR FISHERIES AND AQUACULTURE DEVELOPMENT**



Salvadoran vessels don't fish striped marlin in the area south of 15°S, the main area where our vessels operate is shown in Figures 3 and 3a.

3. CMM 07-04, Seabirds paragraph 9

El Salvador does not have longline vessels in the WCPO area.

4. CMM 09-03, Swordfish paragraph 8

No swordfish was reported to be caught during 2016 by Salvadoran flagged vessels.

5. CMM 10-05, south Pacific albacore paragraph 4

El Salvador does not catch North Pacific Albacore either as target specie or as bycatch, the objective fisheries are described in the figure 4.

**DATA GAP**

It must be mentioned that whenever our vessels hire an Observer from WCPFC Programs we as State flag do not have access to the collected data. This creates a data gap for us as we miss events that could affect our status within the Commission.