



**SCIENTIFIC COMMITTEE
SEVENTH REGULAR SESSION**

9-17 August 2011
Pohnpei, Federated States of Micronesia

**ANNUAL REPORT TO THE COMMISSION
PART 1: INFORMATION ON FISHERIES, RESEARCH, AND STATISTICS**

WCPFC-SC7-AR/CCM-31

EL SALVADOR



REPUBLIC OF EL SALVADOR
MINISTRY OF AGRICULTURE AND LIVESTOCK
GENERAL DIRECTORATE OF FISHERIES AND AQUACULTURE
FISHERIES DEPARTMENT

ANNUAL REPORT,
INFORMATION ON FISHERIES, RESEARCH AND STATISTICS
WESTERN AND CENTRAL PACIFIC FISHERIES COMMISSION
(WCPFC), YEAR 2010

June, 2011

SUMMARY

El Salvador is a state with coast in the Pacific Ocean. In this country, the tuna industry fleets is only of purse seine, and consist of four vessels and the main catches of tuna take place in the Eastern Pacific Ocean.

This report represents a summary of the information handled by the General Directorate for Fisheries and Aquaculture, on the catches made by the tuna fleets with salvadorean flag, specifically in the area of the Western and Central Pacific Fisheries Commission (WCPFC).

These information came from the records obtained in collaboration with the Inter Tropical Tuna Commission (IATTC), under the on-board observer program and Vessels Monitoring System, where the vessel Monterocio y Montelucia are permanently monitored by our Directorate.

Therefore, El Salvador a no-member state is working to maintain the level of compliance and cooperation of all measures that the Commission set out and is searchingfor better management of resources.

BACKGROUND

Since 1982, according to the objective of the Convention on the Conservation and Management of Highly Migratory Fish Stocks in the Western and Central Pacific Ocean (WCPFC), which seeks to ensure, through effective management, the long-term conservation and sustainable use of highly migratory fish stocks in the western and central Pacific Ocean in accordance with the 1982 United Nations Convention on the Law of the Sea and the 1995 UN Fish Stocks Agreement, looking to maintain technical documents that promote such a purpose.

In mid 2001, El Salvador started to fish in the WCPFC area, by the flag of two purse seine boats, (Montelucia and Monterocío, formerly known as Alexandros) thus El Salvador begins the fishery for highly migratory species into the fishing area of the WCPFC, this activity ceased in 2003 and has been taken up again from mid-2007 due to licensing by a river country within the area of operation of the WCPFC.

Since then, El Salvador seeks to make all appropriate measures to ensure sustainable fisheries, under the technical principles issued by the WCPFC, including the presence of a observer on board during the total development of the fisheries activities and the implementation of a satellite monitoring system, that allows to know all movements of the vessels mentioned above.

FLAG STATUS REPORT

Tuna purse seine fleet with Salvadorean flag has 4 vessels operating, with a total fishing capacity of 7.411 MT.

In relation to this capacity, only the Monterocio and Montelucia vessels are developing fishing activities in the WCPFC area (Table 2). However, to help to the analysis, the initial information is considered the total catches by the 4 vessels (Fig. 1), and afterward the information by each vessels it is show (Fig. 2).

Tabla 1: El Salvador tuna purse seine fleet and vessels capacity

Vessels name	Fishing capacity TM
Montelucía	2,550
Monterocío	1,919
Montelape	1,082
Montealegre	1,860
TOTAL	7,411

Tabla 2: Number of boats by type and size, fishing within the area of the WCPFC. 2006 to 2010.

GEAR FLEET		LONG LINE EL SALVADOR FLAGGED				
Size Class	2006	2007	2008	2009	2010	
0 to10	0	0	0	0	0	
11 to 50	0	0	0	0	0	
51 to 200	0	0	0	0	0	
201 to 500	0	0	0	0	0	
500 +	0	0	0	0	0	
TOTAL	0	0	0	0	0	

GEAR FLEET		PURSE SEINER EL SALVADOR FLAGGED				
Size Class	2006	2007	2008	2009	2010	
0 to10	0	0	0	0	0	
11 to 50	0	0	0	0	0	
51 to 200	0	0	0	0	0	
201 to 500	0	0	0	0	0	
500 +	0	2	2	2	2	
TOTAL	0	2	2	2	2	

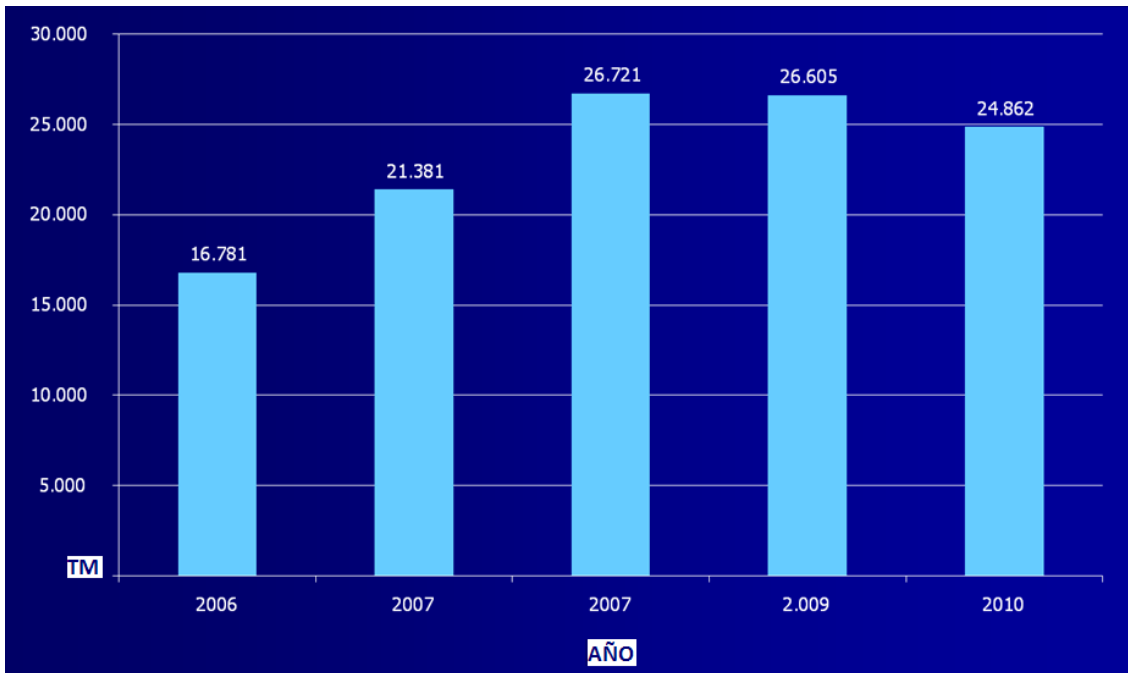


Fig. 1: Total annual catches by the tuna fishing Salvadorian flag, 2006 to 2010.

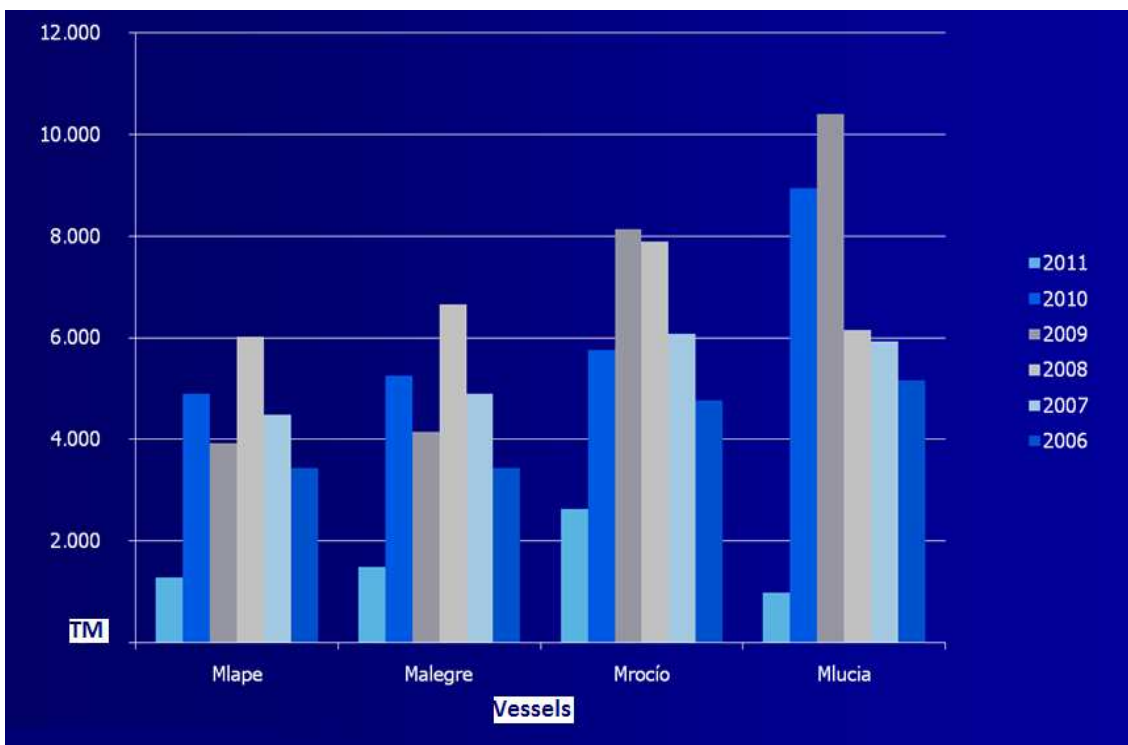


Fig 2: Total annual catches by vessels with Salvadorian flag, from 2006 up to now.

Fishing activities in the area of the WCPFC, started since 2001 to 2003, and the Monterocío (ex- Alexandra) and Montelucia vessels made 50 and 53 fishing effective days in total for three years. The year 2002, was the year with

more effort in fishing days, and thereafter from the year 2007, the fishing days are increasing, being the year 2009, which has more fishing days with 115 days in total (Fig . 3).

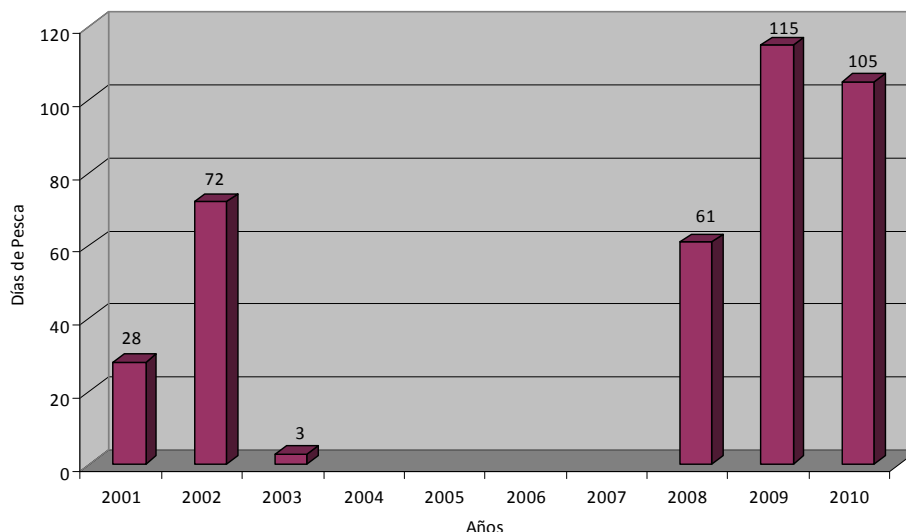


Fig. 3: Fishing effective days, made by Monterocío y Montelucía vessels, in the WCPFC area, from 2001 to 2010.

The target species catches in the WCPFC area since the year 2007 are: "Skipjack" *Katsuwonus pelamis*, "Yellowfin" *Thunnus albacares* and "Bigeye" *Thunnus obesus*. (Table 3). Furthermore, the trend of catch per year and target species are show (Fig. 3).

Tabla 3: Historical trend of the annual catches by vessel type and target species, for the WCPFC area. 2006 to 2010.

GEAR FLEET	PURSE SEINER EL SALVADOR FLAGGED				
Species	2006	2007	2008	2009	2010
Skipjack	0	1,691	6,903	4,914	4,736
Yellowfin	0	396	376	512	647
Bigeye	0	355	1,083	1,584	1,441
Albacore	0	0	0	0	0
Marlin	0	0	0	0	0
TOTAL	0	2,442	8,362	7,010	6,824

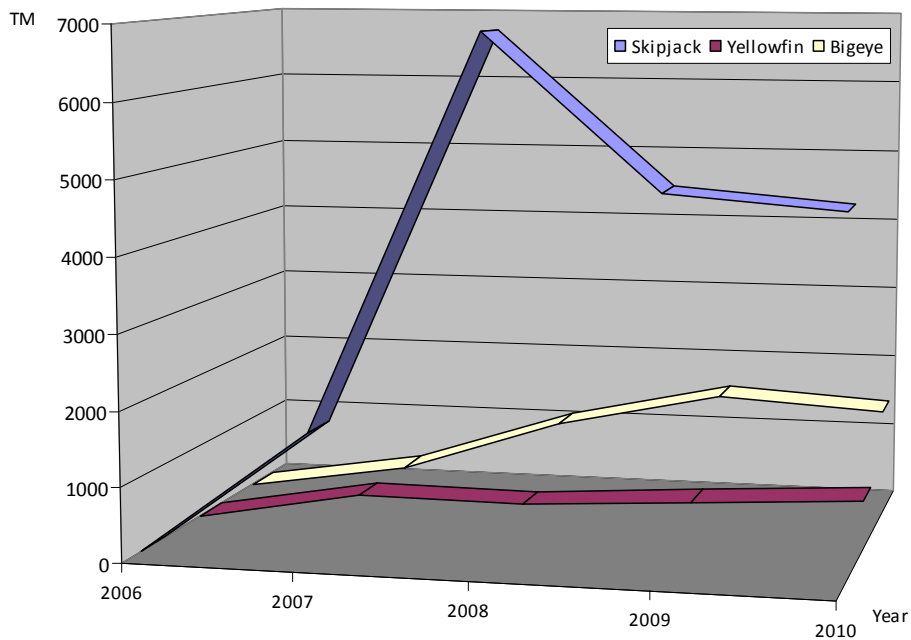


Fig. 4: Annual total catch by target species, since 2006 to 2010

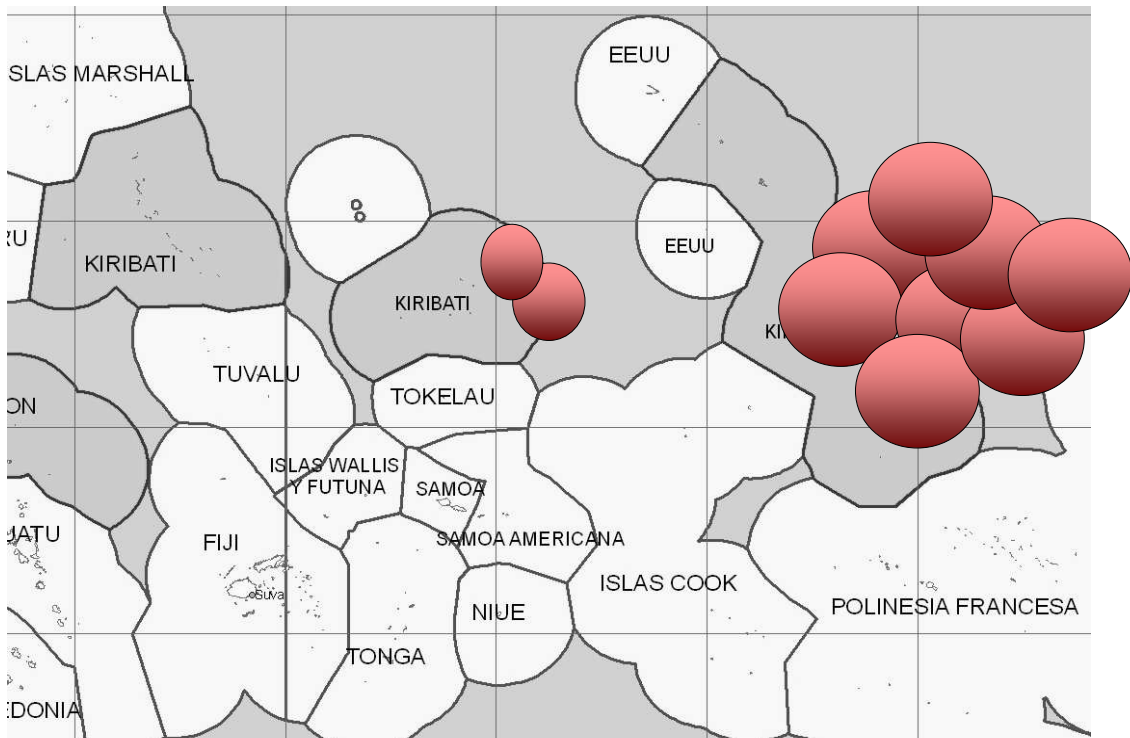


Fig. 5: Usual area where sets had been placed

In 2009 the presence in high seas waters is limited to average of days in High Seas waters during the period 2001-2004 of 50 days, (25 days per vessels). In WCPFC 6 was agreed to approve CNM Status for El Salvador, with the limitation of 29 fishing days in the high seas Convention Area.

Tabla 4: Number of fishing days made in international waters and in ZEE of countries in the WCPFC

GEAR FLEET	PURSE SEINER EL SALVADOR FLAGGED		
	2008	2009	2010
Zones			
High Seas	0	28	23
ZEE Kiribati	61	87	82
ZEE Tuvalu	0	0	5
ZEE Nauru	0	0	0

FINAL CONSIDERATIONS

According to records kept by this Directorate, the total annual catch in 10 fishing trips made by Montelucia Monterocío vessels, for the year 2010 was 11,410.88 MT. From this record, the 60% (6835.38TM) corresponds to capture made exclusively within the area of the WCPFC.

Historically, the most important specie for the catches of tuna vessels in the WCPFC area is "Skipjack" *Katsuwonus pelamis*, with a total catch of 4.736 tons.

Fishing trips made in the WCPFC are concentrated in the exclusive economic zone of the Republic of Kiribati with a total of 82 fishing days.

All fishing trips made are recorded by a Vessel Monitoring System, administrated by the Fisheries Division of his Directorate, as well as, there are observers on board in each trip made.