

Short communication

Shark catch in a pelagic longline fishery: Comparison of circle and tuna hooks

Kosuke Yokota*, Masashi Kiyota, Hiroshi Minami

National Research Institute of Far Seas Fisheries, Fisheries Research Agency, 5-7-1, Orido, Shimizu, Shizuoka 424-8633, Japan

Received 4 April 2006; received in revised form 29 June 2006; accepted 6 August 2006

Abstract

The effects of circle hooks on blue shark *Prionace glauca* catch in a pelagic longline fishery were assessed in fishing experiments on two research vessels in the western North Pacific off the coast of Japan from May to September 2005. We used conventional tuna hooks (standard Japanese hook size; 3.8 sun) and two sizes of circle hooks (4.3 sun and 5.2 sun) for each fishing operation and compared catch rates, size compositions and mortalities of blue shark between hooks. One vessel used stainless steel wire leaders and the other vessel used nylon-monofilament leaders. Total numbers of blue shark caught were 755 and 2598 for the respective vessels. Mean catch rates (per 1000 hooks) of blue shark for the 3.8 sun tuna hook, the 4.3 sun circle hook and the 5.2 sun circle hook were 40.5, 37.9 and 36.1, respectively, for one vessel, and 81.6, 95.2 and 93.9, respectively, for the other. Catch rates did not differ significantly between the three hook types on either vessel ($P=0.48$ and 0.43 , two-way ANOVA). Proportions of dead individuals for the 3.8 sun tuna hook, the 4.3 sun circle hook and the 5.2 sun circle hook were 0.03, 0.02 and 0.05, respectively, for one vessel, and 0.10, 0.11 and 0.11, respectively, for the other. The proportion of dead individuals was not significantly different between the three hook types on either vessel ($P=0.31$ and 0.70 , χ^2 -test of independence). Mean estimated pre-caudal lengths of blue shark caught by each hook type were between 133 and 135 cm for one vessel and 193 and 194 cm for the other. The difference in mean length between hook types was insignificant for one vessel, but significant for the other ($P=1.00$ and 0.03 , ANOVA). These results indicate that the circle hooks used in this study had little impact on catch rate and mortality of blue shark. We also discuss the possible relationships between hook type, leader material, hooking location, and catch rate of sharks.

© 2006 Elsevier B.V. All rights reserved.

Keywords: Blue shark; Catch rate; Circle hook; Longline fishery; Mitigation measure; *Prionace glauca*

1. Introduction

Scientists are becoming increasingly concerned about the impact of longline fisheries on predators at the top of the marine food chain, including sharks, seabirds, and sea turtles. Both global and regional frameworks have been constructed to solve issues related to the incidental catch of seabirds and to manage shark stocks. In 1999, the FAO developed International Plans of Action (IPOA; FAO, 1999) to conserve and manage sharks (IPOA-SHARKS) and to reduce the incidental catch of seabirds by longline fisheries (IPOA-SEABIRDS). And a reduction in fishery-related sea turtle mortality is required in addition to other conservation measures (FAO, 2004), and in 2005, the FAO developed the Guidelines to Reduce Sea Turtle Mortality in Fishing Operations (FAO, 2005).

The FAO Guidelines specified that longline fisheries must develop and implement combinations of hook design, type of bait, depth, gear specifications, and fishing practices that minimize sea turtle bycatch, incidental catch, and mortality (FAO, 2005). Hook modifications in particular are expected to be one of the most effective tools in reducing incidental sea turtle mortality. The use of circle hooks reduces the deep hooking rate of sea turtles and thereby improves the post-hooking survival of hooked sea turtles (e.g., Bolten et al., 2003; Watson et al., 2003; Suganuma and Minami, 2004; Watson et al., 2005; Gilman et al., 2006). Furthermore, the use of large circle hooks (e.g., 18/0 circle hook) as opposed to conventional tuna hooks or J-hooks can potentially reduce the sea turtle hooking rate (e.g., Watson et al., 2005). The wider introduction of circle hooks in commercial fisheries requires examination of the effects of circle hooks on catch efficiency for target species such as tuna *Thunnus* spp., swordfish *Xiphias gladius*, and sharks. Proper stock assessment also requires evaluating how gear modification affects the catch-per-unit-effort (CPUE) for target and other non-target species.

* Corresponding author. Tel.: +81 543 36 6000; fax: +81 543 35 9642.
E-mail address: yokotaks@affrc.go.jp (K. Yokota).

In some areas, sharks are non-target species, but they are target species in other areas such as the western North Pacific (Simpfendorfer et al., 2005). Evaluation of the effects of circle hooks on shark captures in pelagic longline fisheries is required based on IPOA-SHARKS (FAO, 1999). While studies have examined catch rate, mortality rate, hooking efficiency, and hook location in teleost fish (e.g., Falterman and Graves, 2002; Prince et al., 2002; Skomal et al., 2002; Domeier et al., 2003; Cooke et al., 2003a,b; Cooke and Suski, 2004; Bacheler and Buckel, 2004; Beckwith and Rand, 2005), few studies have examined the effects of circle hooks on the captures of pelagic sharks.

We conducted fishing experiments to evaluate the effects of circle hooks on shark captures in pelagic longline fishery in the western North Pacific. We compared mortalities, catch rates and size compositions of sharks caught using conventional tuna hooks and two sizes of circle hooks. We also examined the effects of leader material on shark catch rates.

2. Methods

We used two research vessels, the Taikei-maru No. 2 (196 GT) and the Kurosaki (450 GT). Fishing experiments conducted on board the R/V Taikei-maru No. 2 took place in the western North Pacific off the coast of Japan (30–35°N, 141–152°E) from 13 May to 6 July 2005; those on board the R/V Kurosaki were conducted at 36–41°N and 142–147°E from 14 July to 12 September 2005. This area is a major fishing ground for swordfish and pelagic sharks such as blue shark *Prionace glauca*. Operations were carried out 22 times on board the R/V Taikei-maru No. 2 and 30 times on board the R/V Kurosaki.

Line setting was started in the evening and completed before sunset; this process took about 2 h. Hauling began at dawn and took about 4–6 h, which is the usual style of commercial shallow-set longline fishing vessels operating in the area. Each basket had four hooks and branch lines, and we used 225 baskets (900 hooks) during each operation on the R/V Taikei-maru No. 2 and 240 baskets (960 hooks) during each operation on the R/V Kurosaki. All hooks on both vessels were baited with whole Japanese common squid *Todarodes pacificus*. Float lines were made of polyester, and branch lines were made of polyester and polyamide; float lines were 8 m (R/V Taikei-maru No. 2) or 10 m (R/V Kurosaki) in length, and each branch line had a total length of 15 m (R/V Taikei-maru No. 2) or 18.5 m (R/V Kurosaki). Leader materials differed between the two vessels; operations on the R/V Taikei-maru No. 2 used wire leaders (2.5 m of stainless steel wire) and operations on the R/V Kurosaki used nylon-monofilament (2 m of Japanese no. 130 polyamide string). Four hooks between floats were set at depth of about 40–90 m.

The experiment used conventional 3.8 sun tuna hooks and 4.3 sun and 5.2 sun circle hooks (Keisaku Komatsu Shokai Co., Ltd.; Fig. 1). The term ‘sun’ refers to the standard Japanese hook size. All hooks were made of carbon steel and had an offset of approximately 10° (Yokota et al., 2006).

We defined five baskets as one block and changed hook types every block (i.e., 20 hooks). We repeated a pattern of three blocks (3.8 sun tuna hooks; 4.3 sun circle hooks; and 5.2 sun

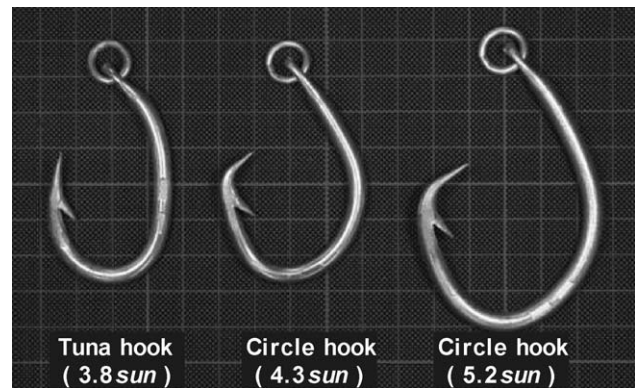


Fig. 1. Control (3.8 sun tuna hook) and experimental (4.3 sun and 5.2 sun circle hooks) hooks used in this experiment. Grid spacing is 10 mm.

circle hooks) on a line set from beginning to end; the pattern was repeated 15 times for line sets on the R/V Taikei-maru No. 2 and 16 times for line sets on the R/V Kurosaki.

During hauling, the species, number, and condition (live or dead) of fish caught in each block were recorded. Lengths and weights of fish retrieved were measured on deck; most live sharks were tagged and released, and hence were not brought aboard. For these animals, we identified species and estimated pre-caudal length (length from the snout to the base of the caudal fin) to the nearest 10 cm using a measuring tape towed alongside.

Catch data from the two vessels were analyzed separately because experiments on the vessels involved several differences in the number of hooks used, season, area, and gear configuration (particularly leader materials). We only analyzed blue shark catch, because only catch numbers for blue shark were sufficient for statistical analyses. We compared differences in ratios of dead to live blue sharks caught using three hook types, applying a χ^2 -test of independence. For each operation, we pooled catch data from each block by hook type and compared differences in catch rates among the three hook types because experimental blocks were designed to counteract other effects including the differences in soaking times during each operation. The blue shark catch rate was calculated for each hook type as catch per 1000 hooks. Because blue shark catch data exhibited a few zeros and skewed distributions, we performed a $\ln(\text{catch rate} + 1)$ transformation of the data to meet the assumptions of a normal distribution according to Berry (1987); this was similar to the method used by Bacheler and Buckel (2004). We used Bartlett's test to verify homogeneities of variance among log-transformed catch rates using the three hook types. We analyzed log-transformed blue shark catch rates using a factorial two-way analysis of variance (ANOVA) with hook types and each operation set as effects. We then performed a one-way ANOVA to test the effect of hook type on differences in mean pre-caudal lengths of blue sharks caught. All statistical tests were two-tailed.

3. Results

Table 1 shows the total numbers of sharks caught using each of the three types of hooks. While catches were predominantly composed of blue sharks, operations on both vessels also caught

Table 1

Total number of sharks caught using three types of hooks in 22 (R/V Taikei-maru No. 2) and 30 operations (R/V Kurosaki)

Vessel	Common name	Scientific name	Hook type		
			Tuna hook (3.8 sun)	Circle hook (4.3 sun)	Circle hook (5.2 sun)
R/V Taikei-maru No. 2	Blue shark	<i>Prionace glauca</i>	267 (7)	250 (6)	238 (11)
	Shortfin mako shark	<i>Isurus oxyrinchus</i>	3 (1)	4	4
	Longfin mako shark	<i>Isurus paucus</i>	1	2	0
	Thresher shark	<i>Alopias vulpinus</i>	1 (1)	0	1
	Bigeye thresher	<i>Alopias superciliosus</i>	2	0	1 (1)
	Unidentified thresher sharks	<i>Alopias</i> spp.	1	2	1
	Oceanic whitetip shark	<i>Carcharhinus longimanus</i>	0	1	0
	Silky shark	<i>Carcharhinus falciformis</i>	0	2	0
R/V Kurosaki	Blue shark	<i>Prionace glauca</i>	783 (77)	914 (96)	901 (100)
	Salmon shark	<i>Lamna ditropis</i>	3 (1)	1	4 (3)
	Shortfin mako shark	<i>Isurus oxyrinchus</i>	6 (2)	6 (1)	4
	Thresher shark	<i>Alopias vulpinus</i>	1 (1)	0	0
	Unidentified sharks	–	0	1	0

The number of dead sharks caught is provided in parentheses.

small numbers of other shark species. Ratios of dead to live blue sharks did not differ significantly between hook type in either vessel (R/V Taikei-maru No. 2: $\chi^2 = 2.37$, d.f. = 2, $P = 0.31$; R/V Kurosaki: $\chi^2 = 0.71$, d.f. = 2, $P = 0.70$).

Fig. 2 shows mean catch rates of blue shark using each hook type. Circle hooks (both 4.3 sun and 5.2 sun) seemed to provide higher mean catch rates than the 3.8 sun tuna hooks during operations on the R/V Kurosaki (using nylon monofilament leader), but differences in blue shark catch rates among the three hook types were not statistically significant in either vessel (R/V Taikei-maru No. 2: ANOVA: $F = 0.74$, d.f. = 2, $P = 0.48$; R/V Kurosaki: ANOVA: $F = 0.85$, d.f. = 2, $P = 0.43$). Catch rates were significantly affected by differences in operations (R/V Taikei-maru No. 2: ANOVA: $F = 6.27$, d.f. = 21, $P < 0.0001$; R/V Kurosaki: ANOVA: $F = 31.24$, d.f. = 29, $P < 0.0001$). These results indicate that catch rates varied by operation.

Fig. 3 shows the length frequency distribution of blue sharks caught using the three hook types. The discrepancy in length frequency that appeared between the two vessels may have been

caused by differences in seasons and areas. No significant differences were observed in mean estimated blue shark lengths across hook types for operations conducted on the R/V Taikei-maru No. 2 (one-way ANOVA; $F = 0.004$, d.f. = 2, $P = 1.00$). We did observe significant differences in mean estimated length for operations conducted on the R/V Kurosaki (one-way ANOVA; $F = 3.37$, d.f. = 2, $P = 0.03$), but only 2 cm differences were evident in mean estimated lengths among the three hook types (Fig. 3).

4. Discussion

Our results indicated that the circle hooks used in this study had little impact on blue shark catch rates and size compositions. Because of insufficient catch numbers, we were unable to examine data for other sharks, such as the shortfin mako shark *Isurus oxyrinchus* or salmon shark *Lamna ditropis*.

Few experiments have investigated the effects of circle hooks on pelagic shark catch rates. Watson et al. (2005) compared blue shark catch rates (catch per 1000 hooks) using 0° and 10° offset 18/0 circle hooks and a combination of squid and mackerel bait to catch rates using 25° offset 9/0 J-hooks and squid bait. They used data collected by onboard observers during pelagic longline fishery in the western North Atlantic. Their results indicated that compared to J-hooks, catch rates significantly increased (by 8–9%) when circle hooks were used with squid bait. However, Watson et al. (2005) also indicated that circle hooks may not actually have caught more sharks than J-hooks; they hypothesized that the results may have been confounded because during haulback, sharks that were gut-hooked were more likely to bite off monofilament leaders and thus escape detection. We used both wire and monofilament leaders in our experiments. To confirm the hypothesis of Watson et al. (2005), we compared our results on monofilament leader to those on wire one. R/V Kurosaki operations (using monofilament leaders) revealed that circle hooks seem to provide higher catch rates than tuna hooks, but R/V Taikei-maru No. 2 operations (using wire leaders) did not yield such results. However our data did

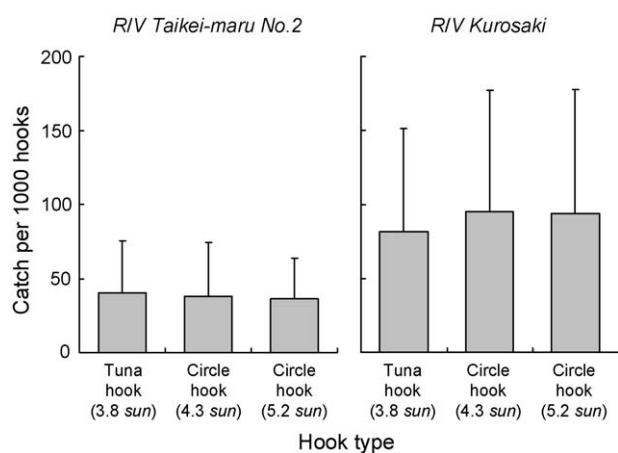


Fig. 2. Mean blue shark catch rates for each hook type in pelagic longline fishery in the western North Pacific off the coast of Japan. Operations on the R/V Taikei-maru No. 2 used wire leaders and operations on the R/V Kurosaki used nylon-monofilament. Vertical bars denote standard deviation.

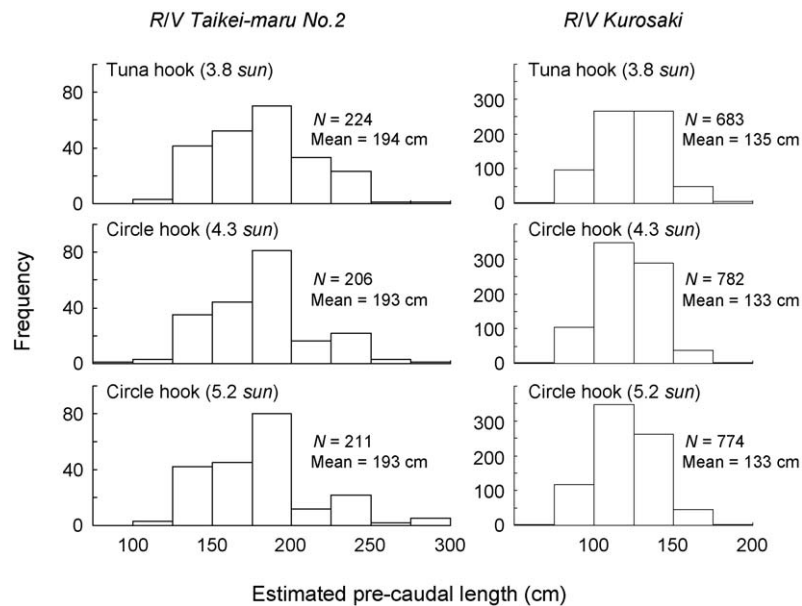


Fig. 3. Frequency distribution of estimated pre-caudal lengths of blue sharks caught using three types of hooks in pelagic longline fishery in the western North Pacific off the coast of Japan. *N* indicates the number of blue sharks whose body lengths were estimated.

not indicate significant differences in catch rates between tuna hooks and the two sizes of circle hooks for R/V Kurosaki operations (using monofilament leaders) as well as R/V Taikei-maru No. 2 ones (using wire leaders). This insignificance might be caused by the small sample size relative to its difference. The use of circle hooks has been known to reduce the rate of deep hooking and increase mouth hooking in some pelagic fish such as Atlantic bluefin tuna *Thunnus thynnus*, yellowfin tuna *Thunnus albacares*, or billfish (e.g., Falterman and Graves, 2002; Prince et al., 2002; Skomal et al., 2002; Kerstetter and Graves, 2006). Also in sharks, hook type may be associated with hooking location (gut-hooked or mouth-hooked), which may change escape rates during haulback, affected by leader materials. Additional data on hooking location of sharks is needed to clarify the relationship among hook type, hooking location and catch rate, but we did not investigate hooking location in the present study.

Hooking location may also affect the post-hooking mortality of sharks. Results of this study indicated no significant differences in the blue shark mortality rate during hauling between use of tuna hooks and two sizes of circle hooks. In the western North Pacific off the coast of Japan, pelagic sharks such as blue shark, salmon shark, or shortfin mako shark are important target species and hence are often not released by fishers. In most longline fisheries, however, pelagic sharks are regarded as non-target (bycatch) species, and released or discarded. Investigation of the hooking location in sharks may help to reduce injury and post-hooking mortality after release.

Previous experiments have shown that large circle hooks reduced the catch rate of sea turtles (e.g., Watson et al., 2005). This study suggested that circle hooks we used had little impact on blue shark catch rate and size composition. While some Regional Fisheries Management Organizations (RFMOs) such as the International Commission for the Conservation of Atlantic Tunas (ICCAT) and the Inter-American Tropical Tuna Com-

mission (IATTC) recommend identifying ways to make fishing gear more selective for pelagic sharks (ICCAT, 2004; IATTC, 2005), use of circle hooks seems to have no mitigating effect on reducing shark bycatch; even the large 5.2 sun circle hook did not affect the blue shark catch rate and size composition. In examining size-selectivity of hook sizes, Løkkeborg and Bjordal (1992) found apparently little potential for size-selectivity in fish species within the range of hook sizes relevant to commercial longline fisheries.

Many kinds of circle hooks other than the ones used in this experiment are produced and distributed (Yokota et al., 2006). Further research should clarify the effects of hook specifications (sizes and shapes). It will be necessary to collect and exchange a wide range of information about mitigation measures for target and non-target species in various areas to make feasible modifications and to extend them to broader commercial fisheries.

Acknowledgements

We thank the crew of R/V Taikei-maru No. 2 and R/V Kurosaki for their cooperation in experiments. We also thank T. Nobetsu, S. Saino, S. Oshitani, and R. Yashige for their assistance in experiments. We are grateful to Y. Uozumi, Z. Suzuki, N. Baba, and S. Clarke of National Research Institute of Far Seas Fisheries for valuable comments. This study was conducted as a part of the Program on the International Fishery Resources Survey, Fisheries Agency, Japan.

References

- Bolten, A.B., Martins, H.R., Isidro, E., Santos, M., Ferreira, R., Bettencourt, E., Giga, A., Cruz, A., Bjordal, K.A., 2003. Experiment to Evaluate Gear Modification on Rates of Sea Turtle Bycatch in the Swordfish Longline Fishery in the Azores—Phase 1 and 2. Archie Carr Center for Sea Turtle

- Research (ACCSTR), University of Florida, Gainesville, Florida, USA, p. 24.
- Bacheler, N.M., Buckel, J.A., 2004. Does hook type influence the catch rate, size, and injury of grouper in a North Carolina commercial fishery? *Fish Res.* 69, 303–311.
- Beckwith Jr., G.H., Rand, P.S., 2005. Large circle hooks and short leaders with fixed weights reduce incidence of deep hooking in angled adult red drum. *Fish Res.* 71, 115–120.
- Berry, D.A., 1987. Logarithmic transformations in ANOVA. *Biometrics* 43, 439–456.
- Cooke, S.J., Suski, C.D., Siepker, M.J., Ostrand, K.G., 2003a. Injury rates, hooking efficiency and mortality potential of largemouth bass (*Micropterus salmoides*) captured on circle hooks and octopus hooks. *Fish. Res.* 61, 135–144.
- Cooke, S.J., Suski, C.D., Barthel, B.L., Ostrand, K.G., Tufts, B.L., Philipp, D.P., 2003b. Injury and mortality induced by four hook types on bluegill and pumpkinseed. *North Am. J. Fish. Manage.* 23, 883–893.
- Cooke, S.J., Suski, C.D., 2004. Are circle hooks an effective tool for conserving marine and freshwater recreational catch-and-release fisheries? *Aquatic Conserv: Mar. Freshwater Ecosyst.* 14, 299–326.
- Domeier, M.L., Dewar, H., Nasby-Lucas, N., 2003. Mortality rate of striped marlin (*Tetrapturus audax*) caught with recreational tackle. *Mar. Freshwater Res.* 54, 435–445.
- Falterman, B., Graves, J.E., 2002. A preliminary comparison of the relative mortality and hooking efficiency of circle and straight shank (“J”) hooks used in the pelagic longline industry. *Am. Fish. Soc. Symp.* 30, 80–87.
- Food and Agriculture Organization of the United Nations (FAO), 1999. International Plan of Action for Reducing Incidental Catch of Seabirds in Longline Fisheries. International Plan of Action for the Conservation and Management of Sharks. International Plan of Action for the Management of Fishing Capacity, Rome, FAO, 26 pp.
- Food and Agriculture Organization of the United Nations (FAO), 2004. Report of the Expert Consultation on Interactions between Sea Turtles and Fisheries within an Ecosystem Context. FAO Fisheries Report No. 738, Rome, FAO, 38 pp.
- Food and Agriculture Organization of the United Nations (FAO), 2005. Report of the Technical Consultation on Sea Turtles Conservation and Fisheries. FAO Fisheries Report No. 765, Rome, FAO, 31 pp.
- Gilman, E.L., Zollett, E., Beverly, S., Nakano, H., Davis, K., Shiode, D., Dalzell, P., Kinan, I., 2006. Reducing sea turtle by-catch in pelagic longline fisheries. *Fish. Res.* 7, 2–23.
- Inter-American Tropical Tuna Commission (IATTC), 2005. Resolution on the Conservation of Sharks Caught in Association with Fisheries in the Eastern Pacific Ocean (Resolution C-05-03). IATTC, La Jolla, California, USA.
- International Commission for the Conservation of Atlantic Tunas (ICCAT), 2004. Recommendation by ICCAT Concerning the Conservation of Sharks Caught in Association with Fisheries Managed by ICCAT (Resolution BYC-04-10). ICCAT, Madrid, Spain.
- Kerstetter, D.W., Graves, J.E., 2006. Effects of circle versus J-style hooks on target and non-target species in a pelagic longline fishery. *Fish. Res.* 80, 239–250.
- Løkkeborg, S., Bjørndal, Å., 1992. Species and size selectivity in longline fishing: a review. *Fish. Res.* 13, 311–322.
- Prince, E.D., Ortiz, M., Venizelos, A., 2002. A comparison of circle and “J” hook performance in recreational catch and release fisheries for billfish. *Am. Fish. Soc. Symp.* 30, 66–79.
- Simpfendorfer, C.A., Cavanagh, R.D., Tanaka, S., Ishihara, H., 2005. Chapter 7. Northwest Pacific, regional overviews. In: Fowler, S.L., Cavanagh, R.D., Camhi, M., Burgess, G.H., Cailliet, G.M., Fordham, S.V., Simpfendorfer, C.A., Musick, J.A. (Eds.), *Sharks, Rays and Chimaeras: The Status of the Chondrichthyan Fishes*. IUCN-The World Conservation Union, Gland, Switzerland, pp. 150–161.
- Skomal, G.B., Chase, B.C., Prince, E.D., 2002. A comparison of circle and straight hooks relative to hooking location, damage, and success while catch and release fishing for Atlantic bluefin tuna. *Am. Fish. Soc. Symp.* 30, 57–65.
- Suganuma, H., Minami, H., 2004. Sea turtles. In: Muto, F. (Ed.), *The Current Status of International Fisheries Stocks (Summarized Edition FY 2004)*. Fisheries Agency and Fisheries Research Agency, Tokyo and Yokohama, Japan, pp. 84–90.
- Watson, J.W., Hataway, B.D., Bergmann, C.E., 2003. Effect of Hook Size on Ingestion of Hooks by Loggerhead Turtles. U.S. National Marine Fisheries Service, Southeast Fisheries Science Center, Pascagoula, Mississippi, USA.
- Watson, J.W., Epperly, S.P., Shah, A.K., Foster, D.G., 2005. Fishing methods to reduce sea turtle mortality associated with pelagic longlines. *Can. J. Fish. Aquat. Sci.* 62, 965–981.
- Yokota, K., Minami, H., Kiyota, M., 2006. Measurement-points examination of circle hooks for pelagic longline fishery to evaluate effects of hook design. *Bull. Fish. Res. Agen.* 17, 83–102 (in Japanese, with English abstract).