



**SCIENTIFIC COMMITTEE
TWENTIETH REGULAR SESSION**

Manila, Philippines
14 – 21 August 2024

Tuna fisheries' impacts on non-tuna species and other environmental aspects: 2024 summary

WCPFC-SC20-2024/EB-IP-05

V. Restrepo, H. Murua, A. Justel and H. Koehler
(International Seafood Sustainability Foundation)

TUNA FISHERIES' IMPACTS ON NON-TUNA SPECIES AND OTHER ENVIRONMENTAL ASPECTS: 2024 Summary



© ISSF (2014)

Photo: Fabien Forget

Victor Restrepo, Hilario Murua, Ana Justel and Holly Koehler / **March 2024**

Suggested citation:

Restrepo, V., H. Murua, A. Justel and H. Koehler. 2024. Tuna Fisheries' Impacts on Non-Tuna Species and Other Environmental Aspects: 2024 Summary. ISSF Technical Report 2024-03Rev. International Seafood Sustainability Foundation, Pittsburgh, PA, USA.

Topic Categories: Tuna fisheries, Bycatch, Mitigation, RFMOs, MSC

Abstract

This report reviews some of the main impacts caused by different types of tuna fishing methods, particularly on non-tuna species and various other environmental aspects like habitats. It also analyzes the environmental scores obtained by different tuna fishery types certified by the Marine Stewardship Council, showing that most of the main fishing methods have some type of impacts on non-tunas, habitats, and ecosystems. The report then reviews the management measures adopted by RFMOs to mitigate these impacts, and this information is complemented with a description of other conservation measures adopted by ISSF that enable seafood companies and vessels to improve the sustainability of tuna fisheries.

Author Information

V. Restrepo, H. Murua, A. Justel and H. Koehler | **International Seafood Sustainability Foundation** | 3706 Butler Street, Suite 307, Pittsburgh, PA 15201

March 2024

The International Seafood Sustainability Foundation (ISSF) — a global coalition of seafood companies, fisheries experts, scientific and environmental organizations, and the vessel community — promotes science-based initiatives for long-term tuna conservation, FAD management, bycatch mitigation, marine ecosystem health, capacity management, and illegal fishing prevention. Helping global tuna fisheries meet and maintain sustainability criteria to achieve the Marine Stewardship Council certification standard is ISSF's ultimate objective. To learn more, visit issf-foundation.org, and follow ISSF on [Facebook](#), [X](#), [Instagram](#), [YouTube](#), and [LinkedIn](#).

Learn more at issf-foundation.org.

Table of Contents

Executive Summary	5
Research Questions.....	6
1. Introduction.....	7
2. Types of Impacts	8
3. Tuna Fisheries	10
Overview	10
3.1 Gillnet.....	13
3.2 Handline	13
3.3 Longline.....	13
3.4 Pole-and-line.....	14
3.5 Purse seine	14
3.6 Troll	17
4. A Comparison of Impacts by Different Types of Fisheries According to MSC Assessments	17
4.1 Methodology	17
4.2 Results	21
P2 Overall.....	21
P2.1.x (primary species) scores.....	22
P2.2.x (secondary species) scores.....	23
P2.3.x (ETP species) scores.....	24
P2.4.x (habitats) scores.....	26
P2.5.x (ecosystem) scores	27
Summary of MSC scoring analyses	28

5. RFMO Conservation and Management Measures	28
5.1 CCSBT	29
5.2 IATTC	30
5.3 ICCAT.....	31
5.4 IOTC	33
5.5 WCPFC	34
6. Additional Measures and Resources.....	35
6.1 ISSF Conservation Measures	35
6.2 Other Resources.....	37
Acknowledgments.....	39
Bibliography	40
List of Acronyms	42

Executive Summary

Tuna fisheries use different types of fishing gears and strategies to catch tunas. All of them have some sort of environmental impact, the most obvious one being the catch of non-tuna species, some of which are highly vulnerable. This report summarizes some of the main impacts for fisheries that catch the major commercial tunas (albacore, bigeye, bluefins, skipjack and yellowfin). In terms of the global tuna catch in weight of these species, 66% of the catch is made by purse seining, followed by longline (9%), pole-and-line (7%), gillnets (4%) and miscellaneous gears (14%) (See the [ISSF stock status report](#)). Miscellaneous gears include trolling, mid-water trawling, traps, rod-and-reel and recreational fisheries.

Section 2 of the report reviews, in general terms, the main types of environmental impacts, except for impacts on target species which are covered [elsewhere](#). In the last two decades, a lot of the focus on impacts has been on "bycatch". But this term means different things to different people and we try to avoid it in this report. Therefore, the report focuses on impacts of different categories: Impacts of non-target species, impacts on Endangered, Threatened or Protected (ETP) species, impacts on habitats and a few other general ecosystem impacts.

Key Findings:

- 1 Summary of the main impacts that different methods used to catch tunas have on non-target species and other ecosystem components.**
- 2 Analysis of scores obtained by different fishery types in Principle 2 (environmental impacts) certified by the Marine Stewardship Council.**
- 3 Summary of the relevant measures to address ecosystem impacts adopted by the tuna Regional Fisheries Management Organizations.**
- 4 Summary of complementary conservation measures adopted by ISSF.**

In Section 3, a general overview of the main tuna fishery types is given, together with a summary of their main types of impacts on non-target species, especially ETP ones, habitats and ecosystems.

Section 4 of the report provides an analysis of environmental impacts as measured by fisheries that have been certified against Version 2.0 of the Fisheries Standard of the Marine Stewardship Council (MSC). Fisheries using the major tuna gear types have been certified, except gillnets, and this analysis provides an opportunity for comparison. The results show that troll fisheries score very favourably compared to others. However, they account for only 1.3% of the global tuna catch. The rest of the fishery types tend to score variably depending on the indicator being scored, and it would be misleading to conclude that some are superior to others in every way. Many fisheries scored low on ETP indicators, particularly the information indicator, due to data gaps. Most fishery types scored well on habitat indicators, due

to the fact that tuna fishing gears do not make contact with the bottom. The exception was for purse seine fisheries that use Fishing Aggregating Devices (FADs), because FADs can become lost or abandoned and potentially impact Vulnerable Marine Ecosystems (VMEs) like coral reefs.

Section 5 reviews the relevant management measures adopted by tuna RFMOs for sea turtles, seabirds, rays, sharks and cetaceans. All RFMOs have measures, but, depending on the species group, some lag behind others in terms of the scope of the measures and the type of mitigation options required or encouraged. For the most part, the RFMO measures are specific to a species or taxon.

Section 6 reviews relevant Conservation Measures adopted by ISSF. These are intended to help seafood companies and vessels improve tuna fisheries to meet best practice standards to reduce environmental impacts. Section 6 also provides links to other relevant resources.

Research Questions

- What questions does this research seek to answer?

This report summarizes some of the main environmental impacts of tuna fisheries, with emphasis on the catch of non-target species.

- Is this original research?

For the most part, it is a compilation of published literature. However, the analyses of MSC-certified fisheries in Section 4 is new research.

- Does this report build on prior research?

Yes. This report builds upon [ISSF's Status of the World Fisheries for Tuna](#) report. Until 2023, that report had a section on "bycatch" which is now addressed in this new report.

1. Introduction

When ISSF started its work in 2009, bycatch in tuna fisheries was the focus of many discussions on sustainability and some NGO campaigns. Much of the information presented in such discussions was at times misleading, incomplete, or highly variable. And the discussions were made worse by the fact that "bycatch" means different things to different people (see the next Section). Since then, ISSF and other organizations have done a lot of work to better understand and document catch of non-tunas in different tuna fisheries. In recent years, the sustainability discussion has become broader than just non-tuna catch and now focuses on wider ecosystem impacts, especially in vulnerable habitats.

ISSF updates several times a year the report Status of the World Fisheries for Tuna (the "Stock Status Report"). Until 2023, that report examined the status and management of the 23 stocks of major commercial tunas globally, as well as relative ratings for bycatch impacts by different fishing methods. The information on stock status and management came from the five tuna Regional Fishery Management Organizations (RFMOs) that assess and regulate tuna fisheries internationally. However, the information on bycatch impacts was from multiple sources and was not stock- or fishery-specific. Because of this, the ISSF Scientific Advisory Committee recommended that, going forward, the Stock Status Report be limited to tuna stock status and management, and that a separate ISSF report be created to summarize bycatch and other ecosystem impacts for major types of tuna fisheries. The current report addresses that recommendation and is a summary of ecosystem impacts, particularly non-tuna catch, of tuna fisheries. It will be updated annually, especially to include new information on relevant regulations adopted by the RFMOs.

This report reviews the major types of tuna fisheries impacts on the ecosystem and how these impacts are being mitigated.

This report reviews the major types of tuna fisheries as well as their major types of impacts on the ecosystem, particularly on non-target species. The report is structured as follows: Section 2 summarizes the various types of environmental impacts from tuna fisheries; Section 3 summarizes the different types of fishing methods for tunas; Section 4 examines the environmental impact scores received by tuna fisheries certified under the MSC Standard V2; Section 5 summarizes the management measures adopted by RFMOs for non-target and ETP species; and Section 6 summarizes relevant ISSF conservation measures.

This report does not review in any depth fishery impacts on target tunas. Those are covered elsewhere, as in the ISSF Status of the World Fisheries for Tuna report. This report also does not cover in depth every single type of impact in detail such as carbon footprint or marine debris.

2. Types of Impacts

One of the most important impacts from fishing is the catch of non-target species, often known as "bycatch". However simple as it sounds, "bycatch" means different things to different people, and it has been defined in different ways. FAO (2011) explains:

"It is not possible to develop a standard international definition of bycatch because of the very diverse nature of the world's fisheries, historical differences in how bycatch has been defined nationally, ambiguities associated with bycatch related terminologies and choices of individual fishers on how different portions of their catch will be used. Also there are functional interpretations of bycatch that include catch that a fisher did not intend to catch but could not avoid, often did not want or chose not to use. There are also regulatory interpretations of bycatch in fisheries management plans and these types of interpretations may not necessarily coincide."

In our experience, these different views on "bycatch" often lead to misunderstandings that could be avoided. For example, for some groups, the catch of juvenile tunas constitutes bycatch while, for many fishing fleets, juveniles are targeted and commercialized so these fleets do not view such catch as bycatch.

We therefore believe that it is better to assess methodically the various impacts of fishing and investigate mitigation measures. The environmental impacts of fishing are addressed by the MSC Fisheries Standard's Principle 2 which covers the effect a fishery has on the environment. In version 2.01 of the Standard (MSC, 2018), these impacts are broken down into five components:

- Indicators for Primary Species. These usually are species of commercial value to either the Unit of Assessment (The sum of all the elements that are assessed for awarding a given certificate, UoA) or fisheries outside the UoA, for which there are management controls and known reference points such as the biomass associated with Maximum Sustainable Yield (B_{MSY}). Such species may include ones that are targeted by the fishery but not included in Principle 1 (stock status) as candidates for certification as per the Fishery Client's decision (for example, the Client may not include a species in P1 because that stock is being overfished in which case the certification would likely fail).
- Indicators for Secondary Species. These are species that are not managed according to reference points and that are not Endangered, Threatened or Protected (ETP) species. Such species could be landed intentionally for various uses (e.g. mahi-mahi in many tuna fisheries which are desirable, and consumed or sold), but may also represent incidental catches that are undesired but somewhat unavoidable. Baitfish would also be included here.
- Indicators for ETP species. ETP designations are usually from national or international legislation intended to protect highly vulnerable species. In many tuna fisheries these include many of the less resilient shark species as well as sea turtles and seabirds.
- Indicators for Habitats. These are defined as the chemical and bio-physical environment, including biogenic structures, where fishing takes place. This typically means the bottom.

But in some tuna fisheries, habitats of concern may also be remote from the fishing operations, for example, when Fish Aggregating Devices (FADs) drift into vulnerable marine ecosystems such as coral reefs.

- Indicators for the Ecosystem in general. This covers broader ecosystem elements such as trophic structure and function, community composition, and biological diversity.

Thus, a system like the MSC one allows for all of the catch that is not the candidate for certification to be classified into the first three groups (Primary, Secondary and ETP species), and other impacts to be addressed under the last two (Habitats and Ecosystems).

There are some impacts that the MSC Fishery Standard does not address. One of them is carbon footprint due to fuel consumption for different fishery types (Tyedmers and Parker, 2012). Another one is marine debris from plastics in lost or abandoned fishing gear.

We review MSC P2 scores for various types of tuna fisheries under Section 4.

3. Tuna Fisheries

Overview

Tuna fisheries use different types of fishing gears. In terms of the global tuna catch in weight, 66% of the catch is made by purse seining, followed by longline (9%), pole-and-line (7%), gillnets (4%) and miscellaneous gears (14%). Miscellaneous gears include trolling, mid-water trawling, traps, rod-and-reel and recreational fisheries.

Different fishing gears have varying impacts on non-target species caught in tuna fisheries as well as on habitats and ecosystems. While some non-target species are common for certain fishing methods, others may have a much lower impact. Similarly, some tuna fishing modes (e.g., dFADs) have impacts on habitats when lost and abandoned, while others have less effect because they do not interact with the bottom unless lost and sunk.

There is limited literature comparing bycatch rates among tuna gears. With few exceptions (e.g., Justel-Rubio and Restrepo 2015; Garcia and Herrera, 2018; Murua et al., 2021; Peatman et al., 2023), most literature focuses on a single tuna gear or fishery catch of non-target species (Amandé et al., 2010; Clarke et al., 2014 Anderson et al., 2020). For instance, Justel-Rubio and Restrepo (2015) compared the relative fishery impacts on non-tuna species caught in various tuna fisheries and concluded that the relative contribution of non-target species bycatch differs among tuna gears. As illustrated in **Figure 1** below, some tuna fishing methods have a larger impact on certain species or groups of species, while the same methods have a lower impact on other species.



Figure 1. Relative impact of tuna fishing methods on non-target species in tuna fisheries (derived from Justel-Rubio and Restrepo, 2015).

For **seabirds**, Justel-Rubio and Restrepo (2015) concluded that catch is not a concern in purse seine, handline, and pole-and-line fisheries. However, their catch rates are greater in longline and gillnet fisheries (Clarke et al., 2014; Gilman, 2011; Zydulis et al., 2013).

Marine mammal interactions in tuna fishing are considered high in gillnets (Anderson et al., 2020) while interactions with purse seine fisheries, with mortalities after interaction being very rare, and longline are considered low (Escalle *et al.*, 2015; Peatman *et al.*, 2023). A special case could be considered the eastern Pacific purse seine fishery associated with dolphins to target yellowfin. In this fishery, the cumulative mortality since 1959 has been estimated to exceed 6 million small cetaceans (Smith, 1983; Gerrodette, 2009; Balance et al., 2021), with the vast majority of them released alive. The mortalities observed in the past (with a peak of 132,000 individuals in 1986) have been considerably reduced due to the implementation of safe release practices and dolphin mortality limits per vessel. In 2022, for example, the estimated dolphin bycatch mortality was 965 individuals (AIDCP, 2023). The relative impact of such mortalities on dolphin populations is not well understood because their population sizes are unknown.

Gillnets are considered the main tuna gear interacting with sea **turtles**, followed by longline (Garcia and Herrera, 2018). For example, Peatman et al. (2023) estimated that the catch of sea turtles by longline fisheries in the western and central Pacific Ocean (WCPO) increased from 9,000 individuals in 2003 to 33,000 individuals in 2009, decreasing afterwards. Sea turtles are caught in small numbers by purse seiners and most of them are released alive following the application of safe handling and release best practices (Bourjea et al., 2014; Peatman et al., 2023). For instance, Bourjea et al. (2014) estimated that the annual average bycatch of sea turtles was 218 and 250 individuals for the period 1995-2011 in the Atlantic and Indian Oceans, respectively, with more than 75% being released alive. Peatman et al. (2023) also estimated that purse seine sea turtle catch in the WCPO was around 300 individuals on average from 2015 to 2019. However, traditional FADs that use open netting with large-size mesh in the surface draft and/or hanging structures can cause turtle entanglement through ghost fishing.

For **sharks**, the main tuna fishing gear catching them is thought to be the gillnet, particularly in the Indian Ocean. Longliners, followed by purse seiners, also have high interactions, although sharks are generally not retained in the latter. Murua et al. (2013) estimated that globally the longline fleet targeting sharks, swordfish, and/or tropical tunas contributed most to the shark catches, accounting for 59%, 86%, and 95% of the total shark catches in the Atlantic and Pacific (east and west), respectively. They also found a different scenario in the Indian Ocean, where gillnets contributed 61% of the total shark catch compared to 18% for longliners. Similarly, Garcia and Herrera (2018) estimated that the annual Indian Ocean shark catch was around 210,000 metric tons (excluding whale sharks) per year during 2014-2016, with gillnets accounting for 50%, longline (both fresh and frozen) for 50%, and purse seiners for less than 1%. In the Pacific, Gilman (2011) indicated that the total catch of silky sharks by purse seiners was about ten times lower than the catch by longliners. More recently, Peatman et al. (2023) estimated the total catch of sharks by purse seiners to be close to 100,000 individuals for silky sharks and around 1,000 individuals for oceanic whitetip sharks in the WCPO in 2019, while the shark catch of the longline fleet was around 1,800,000 individuals (55% blue shark, 13% pelagic stingray, 12% silky shark, 6% shortfin mako shark, and 3% oceanic whitetip shark). Similarly, in the eastern Pacific Ocean, purse seine shark catch (530 tonnes in 2020 and 782 tonnes in 2021) is much lower compared to the catch by longliners (44,178 tonnes in 2020 and 9,820 tonnes in 2021) (IATTC, 2023).

Purse seine fleets in some regions still use FADs whose submerged structure is made up of old nets that can entangle sharks and other marine fauna. Filmlalter *et al.* (2013) estimated that the magnitude of shark mortality due to this type of “ghost fishing” could have been very high in the Indian Ocean at the beginning of the last decade. Since then, many fleets have voluntarily introduced non-entangling FADs (see ISSF 2019), and the IOTC, ICCAT, and WCPFC require that newly deployed FADs be fully non-entangling without netting, thus, reducing or eliminating this problem. IATTC has the same requirement starting in 2025.

The impacts of tuna fisheries on **habitats and ecosystems** also differ between tuna fishing gears. Because of the surface nature of tuna fishing gears, the direct impact on the habitat is negligible since the gears do not interact with the sea bottom while fishing is going on. Therefore, most impacts on habitats and ecosystems of tuna fishing gears are related to the risk of Abandoned, Lost, or otherwise Discarded Fishing Gears (ALDFG), which produce ghost fishing, marine litter, and pollution, thus affecting pelagic habitat and ecosystems. Gilman *et al.* (2021) presented a quantitative assessment of gear-specific relative risks from ALDFG and estimated that the highest-risk tuna gears were driftnet gillnets (2nd in the overall rank), followed by tuna purse seiners with drifting FADs (3rd) and pole-and-line with anchored FADs (5th), and to a lesser extent, handline and pelagic longline (13th and 14th, respectively).

Particularly for FADs, abandonment and lost FADs could exacerbate ghost fishing if they use netting but also directly impact habitats when derelict FADs are stranded in Vulnerable Marine Ecosystems (VMEs) like coral reefs. Management systems can be developed to address this problem. For example, implementing monitoring systems to detect and recover anchored FADs when they break from mooring and minimizing the impact of drifting FADs by requiring them to be fully non-entangling without nets (to avoid ghost fishing) and made of biodegradable materials (to reduce marine pollution) (Gilman *et al.*, 2021). Additionally, for drifting FADs that drift out of the fishing zone, FAD retrieval programs at sea or when beached should be developed to reduce their impact when stranded in VMEs (Zudaire *et al.* 2018)

A potential impact of drifting FADs has also been hypothesized when the use of a large number of dFADs in a region could modify the pelagic environment and produce an "ecological trap" (Dupaix *et al.*, 2024). Yet, there is no scientific evidence to support the idea that the increased number of floating objects by FADs has impacts on tuna behavior and biology, hence functioning as an ecological trap (Murua *et al.*, 2021; Dupaix *et al.*, 2024).

Lastly, there is the issue of carbon footprint. Parker and Tyedmers (2015) provide estimates of fuel consumption per tonne of fish for various species groups and gear types. In general, fisheries for large pelagics use less fuel per tonne than other fisheries like those for crustaceans and flatfish. Tyedmers and Parker (2012) compared fuel use intensity for different tuna fisheries. While there is much variability between regions and fleets, average fuel use per tonne were ranked as follows, from high to low: Pole-and-line (1,485 L/t), troll (1,107 L/t), longline (1,069 L/t) and purse seine (368 L/t). The higher values of fuel use intensity for pole-and-line given by the authors may not be representative of all types of pole-and-line fishing. For example, Miller *et al.* (2017a) estimated fuel consumption for the Maldivian pole-and-line fishery to vary between 197 and 328 L/t, values that are five times lower than those of Tyedmers and Parker (2012).

3.1 Gillnet

Gillnet fisheries take substantial amounts of tunas in various ocean regions, especially in the Indian Ocean where they account for 16% of the total catch of major commercial tunas (but 37% of the catch of all tunas if neritic species are included). For the most part, these fisheries are poorly monitored --there is no observer coverage-- but it is known that they tend to catch many different non-tuna species in high numbers, including seabirds, sea turtles, cetaceans, and sharks (Anderson et al., 2020; Garcia and Herrera, 2018; Murua et al, 2013). Large-scale driftnets are prohibited on the high seas since 1992 (United Nations General Assembly Resolution 46/215) and in all the IOTC area of competence since 2022 (IOTC Resolution [17/07](#)) but continue to be used.

Anderson et al. (2020) estimated that cetacean bycatch by these fisheries in the Indian Ocean totaled at least 100,000 individuals annually during 2004-2006, but are now lower even though gillnet catches have increased. The authors conclude that this is likely because these catches are not sustainable and cetacean populations are declining. IOC (2014) also reported that Indian Ocean gillnet fisheries caught up to 110,000 tonnes of sharks and 150,000 sea turtles annually. Similarly, Garcia and Herrera (2018) estimated that Indian Ocean gillnets caught up to 105,000 tonnes of sharks, 172,000 individuals of cetaceans and 31,600 sea turtles per year from 2014 to 2016. Murua et al. (2013) estimated that gillnet fisheries caught around 93,000 tonnes of sharks annually for the period 2000-2011, values that are similar to those from Garcia and Herrera (2018).

It is worth noting that to date, no gillnet tuna fishery has gained certification by the MSC. This is likely due to several factors combined: The very poor level of monitoring, the lack of interest in ecolabels in the countries where catches are consumed, and the illegal nature of large-scale gillnets in the high seas.

Gillnets are the most high-risk gear in terms of potential gear loss, thus leading to (unquantified) ghost fishing and marine debris (Gilman et al., 2021).

3.2 Handline

Tuna handlines typically have small rates of non-tuna catch and gear loss rate. Many smaller scale vessels change their fishing practices between handline and pole-and-line during the same trip. Some fleets use both handline and pole-and-line methods.

3.3 Longline

Tuna longline fisheries vary depending on gear configuration, area of operation, setting strategy, etc. Monitoring is also highly variable depending on the fishery. For example, Ardill et al. (2012) make a distinction between longline fisheries operating in the Indian Ocean into five categories: Asian tropical and temperate tuna longline; Spanish and Portuguese swordfish longline; French swordfish longline; South African longline; and, Indonesian longline.

Longline fisheries tend to have very high catch rates of sharks (in some areas, 30% of the longline catches are sharks) (Clarke et al., 2014). In some cases, the sharks can be a target of the fishing operations, at least for parts of a trip. Some longline fisheries target swordfish and blue shark but also catch tunas in a smaller proportion. Sharks caught include a wide range of species, some of which are thought to be resilient to fishing (e.g., blue shark), and others which are likely to be more

vulnerable because of their low reproductive rates (e.g., porbeagle and thresher sharks) (Clarke et al. 2014).

Sea turtles are also caught in longline operations, most of which are released back to the sea, including dead and live releases. Roughly a half, or more, of the turtles caught are alive, so the main mitigation measures aim to dehook them and release them alive. For some scientific analyses and management measures, longline fisheries are classified as either "shallow set" (most hooks at depths shallower than 100 m) and "deep set" (most hooks deeper than 100 m). FAO (2017) found that deep-set mitigation measures deliver stronger reductions in at-vessel mortalities compared to the number of interactions. This is a result of the fact that, even though interaction rates are higher in shallow waters, sea turtles caught in deep sets have a higher probability of at-vessel mortality due to asphyxiation.

Seabirds are also caught in longline operations as bycatch, especially in higher latitudes, particularly South of 25°S (Clarke et al., 2014; Anderson et al., 2011). Most (~90%) sea birds caught are dead when brought onboard, so the best practice for mitigation is to avoid their being hooked in the first place, which is the main type of mitigation measure used by the RFMOs (see Section 5). Of particular concern are albatrosses and petrels whose populations are low and still in decline.

After tunas and sharks, longline operations catch several finfish species. Some of these include very productive species such as dolphinfish ("mahi-mahi") and minor neritic tunas that are not of immediate concern. Longlining also catches billfishes some of which may be overfished.

3.4 Pole-and-line

There are no major concerns with the catch of vulnerable non-target species by pole-and-line vessels ("baitboat" is synonymous with pole-and-line). Miller et al. (2017b) report that in Maldives non-tuna catch by the fishery amounts to 0.65% of the total tuna catch, and the majority of that are species of no conservation concern which are retained and consumed. However, the fishing method requires the use of live baitfish (small pelagics) that are used to keep the schools of tunas attracted to the bait while they are fished. Nainggolan et al. (2017) report that in Indonesia the ratio of tuna catch to bait used can be as high as 10.7:1.0. The effects of fishing on these baitfish populations are largely unknown; however, they should be monitored and managed.

Some pole-and-line fisheries, like the Japanese one, purchase the baitfish from other fisheries. Others, like the Maldives or Indonesia ones, catch their own bait. Gillett (2011) notes that the amount of baitfish available in the WCPO is a limiting factor to the amount of pole and line fishing that can occur. In addition, the bait species captured are generally more fragile than temperate baitfish species.

In a few cases, like in Senegal, pole-and-line vessels also use drifting FADs to attract tuna schools. In others like Maldives, Indonesia and Solomon Islands, anchored FADs are used.

3.5 Purse seine

Purse seining accounts for the largest proportion of tuna catches by vessel type. Most of these are for tropical tunas (skipjack, bigeye and yellowfin), and a minor proportion (<1%) for bluefin tunas.

There are three types of purse seine sets for tropical tunas, generally speaking: Sets on FADs (both drifting and anchored), sets on free swimming schools of tuna, and sets on tuna-dolphin associations. Most fleets use an opportunistic approach during a fishing trip. For example, a fleet that specializes on setting on drifting FADs, will also set on free schools if an opportunity arises, e.g. when transiting from one FAD to another. Conversely, fleets that specialize on setting on free-swimming schools will make sets on FADs when they encounter them. It should be noted that the current MSC Fishery Standard does not allow for "compartmentalization", which is the practice of excluding one or more set types from the UoA. Thus, for such fleets, the overall impact of all set types combined is what is evaluated.

All purse seine set types, FAD, free-swimming school (FS) and tuna-dolphin association, result in catch of non-tuna species.

PURSE SEINING ON FREE SCHOOLS

This mode of fishing typically results in small bycatch rates of non-target species (Amande et al., 2010). In the Atlantic and Indian Oceans, free school sets tend to target larger individuals of yellowfin. In the WCPO, free school setting on skipjack schools is more common than in other regions because of oceanographic conditions. Free school fishing also has a seasonal component. In some cases, this is due to seasonal changes in tuna availability to the fisheries. In other cases, it is due to regulations, such as seasonal closures on FAD fishing imposed by some of the RFMOs.

Both FAD and free-swimming school (FS) fishing strategies result in catches of non-target species. Data collected by independent scientific observers onboard purse seiners indicate that FAD sets usually have a higher catch of non-target species. In three ocean regions, the catch of non-tuna species in FAD sets is 2 to 4 times higher than it is on FS sets (Murua et al. 2021).

The average percentage of the total catch (in weight) comprised of non-target species in free school sets is 0.3% versus 1.1% in FAD schools in the Western Pacific Ocean, 0.7% versus 1.4% in the Eastern Pacific Ocean, 0.8% versus 3.0% in the Indian Ocean, and 1.8% versus 7.4% in the Atlantic Ocean (Murua et al., 2021). The main difference in the Atlantic Ocean comes from the high catches of other minor tuna species that are retained and consumed (e.g., little tunny, bullet tuna; Amande *et al.*, 2010, 2016, 2017a).

PURSE SEINING ON FADS

Purse seining on floating objects (anchored FADs, drifting FADs and natural logs) generally has catch rates of non-tuna species that are higher than those of free school sets (see Amande et al., 2010; Murua et al., 2021; Restrepo et al., 2019). Justel-Rubio and Restrepo (2017) calculated the non-tuna catch rate to be, globally, 1.4% of the target tunas caught (0.92% if minor tunas and bonitos are excluded), which is low for a large industrial fishery. However, even if it is a small percentage, some of that non-tuna catch is for vulnerable or ETP species and mitigation efforts are necessary.

Sea turtles are caught in both free school and FAD sets. Bourjea et al. (2014) analyzed observer data from the Atlantic and Indian Oceans and estimated catch rates of 0.046 and 0.037 turtles per set for FADs and free school sets, respectively. The number of turtles that die in purse seine fishing operations is very small (Bourjea et al., 2014; IATTC, 2023). Nevertheless, it is relatively easy to

release turtles when caught alive and this is the main mitigation measure used by RFMOs. But there can also be unobserved sea turtle mortality from ghost fishing if FADs are constructed with netting material, especially surrounding the FAD rafts. Ghost fishing is easily eliminated by prohibiting netting in the FADs, which most RFMOs have already implemented (see Section 5).

FAD purse seine fishing operations catch several species of sharks, some of which, based on catch trends, may have been declining in abundance in recent years, such as oceanic white tip and silky sharks. The shark catch to tuna catch ratio in purse seine fisheries is quite small, on average, less than 0.5% in weight. Catches on floating object sets (both natural and man-made) tend to be 2 to 6 times higher than they are on free swimming schools (Restrepo et al., 2016). However, best practice release techniques are the same for both types of sets (see [ISSF Skippers' Guidebook to Sustainable Purse Seine Fishing Practices](#)). Ghost fishing can also be a problem, especially if FAD designs use underwater netting materials with large mesh sizes.

According to Murua et al. (2021), sharks and rays combined make up between 0.19% and 0.44% of the total FAD catches and range from 6% and 19% of the total non-tuna catch in FAD sets, which is very small compared to other fishing gears. The authors note that mobulid rays are more commonly caught on free-swimming school sets than in FAD sets.

Mortality of other ETP species like seabirds in FAD operations is almost nonexistent.

FAD fishing does also result in large catches of other finfish such as bonitos and minor tunas. Currently, it appears that these catches do not adversely impact the abundance of these species which are very productive and resilient to fishing. Rather, the main problem with these catches is one of utilization (waste), since, except in some areas of the Atlantic, the majority of these are discarded at sea so that the fish holding tanks can be reserved for the more valuable tunas. In western Africa, there is a market for these fish called "faux poisson" (Amande et al. 2017b). Lewis (2016) conducted a study of the feasibility of incentivizing similar markets in other regions of the world to reduce waste. The IOTC currently requires retention of some non-tuna species to increase catch utilization (IOTC Resolution [19/05](#)).

PURSE SEINING ON TUNA-DOLPHIN ASSOCIATIONS

Intentional targeting on tuna-dolphin associations only takes place in the eastern Pacific Ocean. Purse-seine fishers have learned to take advantage of the association between yellowfin schools and herds of dolphins that are prevalent in the region. Fishers maximize their catches of yellowfin by setting their nets around these associations. Mortality of dolphins was very high early on, but the IATTC estimates that since the late 1980s mortality has declined by 98% after fishers and scientists developed techniques for releasing the dolphins alive after a set, and retaining the tunas (AIDCP, 2023). However, some scientists believe that there is an un-quantified level of mortality after the sets, caused by stress, and this remains a controversial issue. Based on fishery-independent surveys, the abundance of most dolphin populations in the region was estimated to be either stable or increasing, while a few may have been declining at the time (Gerrodette et al., 2008). Unfortunately, the last such survey took place in 2006 - a long time ago - and as a result there is uncertainty in the current status of those cetacean populations.

Catches of other non-target species in these operations are very small.

3.6 Troll

Trolling represents about 1.3% of the major commercial tuna catch, and 9.6% of the albacore tuna catch. This mode of fishing typically results in very small bycatch rates of non-target species. In terms of carbon emissions, fuel use per tonne of tuna caught is higher for trolling than for other fishing gears (Tyedmers and Parker, 2012).

4. A Comparison of Impacts by Different Types of Fisheries According to MSC Assessments

In this Section, we examine scores received by different tuna fisheries that have been certified under version 2 of the MSC Fisheries Standard (MSC, 2018). The purpose of this exercise is not to conduct an exhaustive analysis, but rather to get a sense of how different fisheries score under Principle 2 of the Standard (environmental impacts).

4.1 Methodology

In February 2024, MSC kindly provided us with scores for all tuna fisheries that have been successfully certified. These data were culled according to the following criteria:

- Only fisheries assessed against the Default Assessment Tree V2 were kept. These correspond to the majority of tuna fisheries certified to date, which received certificates between 2017 and 2024.
- Scores for Scope Extensions were eliminated. Scope Extensions are assessments in which the only change is that a new target species is added to the Unit of Certification (UoC). In the large majority of cases, this means that only new scores under Principle 1 for that species are evaluated. The focus of this exercise is Principle 2, so they were excluded.
- In cases where several target species were assessed against P1 but the region was the same RFMO, only scores associated with one of the UoA species were kept. This is because in the majority of cases, the P2 scores in a region will be the same for the various P1 species of that UoA.
- In cases where the UoA included more than one RFMO area, the P2 scores by RFMO were all kept (but for only one P1 species as per the previous point). This is because P2 scores can vary with RFMO, e.g., due to different conservation measures in place.
- In cases where P2 scores were done separately by set type (as the MSC allowed before it the 2020s), all of them were kept as separate scores for the same "Purse Seine" fishery type.
- Pole-and-line (PL) and handline (HL) fisheries for Clients that switch between the two types of fishing that were scored separately were kept as separate scores.

- Reassessments of the same UoA were maintained as separate scores. MSC Certificates last for up to five years, after which the fishery needs to be reassessed. P2 scores can change in this timespan for multiple reasons, which is why they were all kept.
- One UoA that used the "greenstick" (a type of pole) method was classified as pole-and-line. One longline fishery that was scored separately for deep and shallow sets was classified as "longline", keeping the two scores.

This resulted in a dataset for 73 different fisheries (see **Table 1**): 4 handline (HL), 26 longline (LL), 12 pole-and-line (PL), 25 purse seine (PS) and 6 troll (TR).

Table 1 (updated May 2024 to include Region). MSC-certified fisheries included in the analyses. Name corresponds to the fishery and can be used to search for scores in the MSC website (search for Public Certification Reports [here](#)). Region corresponds to RFMO area or stock: AO=Atlantic Ocean (East, West, North and South); EPO= Eastern Pacific Ocean; IO=Indian Ocean; PO=Pacific Ocean (North and South); WCPO=Western and Central Pacific Ocean. Species is the P1 species for which the UoA P2 scores were kept. UoA Gear corresponds to gear type in the assessment and Fishery Type corresponds to broader gear groups in these analyses. LL DS and LL SS are deep and shallow longline sets. GS is greenstick. PS FAD and PS FS are FAD and free school purse seine sets.

FISHERY	NAME	REGION	SPECIES	UoA GEAR	FISHERY TYPE
1	Indonesia pole-and-line and handline, skipjack and yellowfin tuna of Western and Central Pacific archipelagic waters	WCPO	YFT	HL	HL
2	JC Mackintosh Greenstick, handline and fishing rod bluefin tuna fishery	AO-E	BFT	HL	HL
3	North Buru and Maluku Fair Trade Fishing Associations, Indonesian Handline Yellowfin Tuna	WCPO	YFT	HL	HL
4	Philippine Small-Scale Yellowfin Tuna (<i>Thunnus albacares</i>) Handline Fishery	WCPO	YFT	HL	HL
5	American Samoa EEZ Albacore and Yellowfin Longline Fishery	WCPO	YFT	LL	LL
6	American Samoa EEZ tuna longline fishery	WCPO	YFT	LL	LL
7	Australian Eastern Tuna and Billfish Fishery (albacore tuna, yellowfin tuna, bigeye tuna and swordfish)	WCPO	YFT	LL	LL
8	DFC/HEC Western and Central Pacific longline bigeye, yellowfin and albacore tuna fishery	PO-N	ALB	LL	LL
9	DFC/HEC Western and Central Pacific longline bigeye, yellowfin and albacore tuna fishery	PO-S	ALB	LL	LL
10	DFC/HEC Western and Central Pacific longline bigeye, yellowfin and albacore tuna fishery	WCPO	YFT	LL	LL
11	Fiji Albacore and Yellowfin Tuna longline	PO-S	ALB	LL	LL
12	Fiji Albacore, Yellowfin and Bigeye Tuna longline	PO-S	ALB	LL	LL
13	French Polynesia albacore and yellowfin longline fishery	PO-S	ALB	LL	LL
14	Hawaii longline swordfish, bigeye and yellowfin tuna fishery	WCPO	YFT	LL DS	LL
15	Hawaii longline swordfish, bigeye and yellowfin tuna fishery	EPO	YFT	LL DS	LL
16	Hawaii longline swordfish, bigeye and yellowfin tuna fishery	WCPO	YFT	LL SS	LL

FISHERY	NAME	REGION	SPECIES	UoA GEAR	FISHERY TYPE
17	Hawaii longline swordfish, bigeye and yellowfin tuna fishery	EPO	YFT	LL SS	LL
18	Kiribati albacore, bigeye and yellowfin tuna longline fishery	WCPO	YFT	LL	LL
19	MIFV RMI EEZ Longline Yellowfin and Bigeye Tuna	WCPO	YFT	LL	LL
20	North West Atlantic Canada Swordfish and Tuna	AO	YFT	LL	LL
21	Owasebussan Co. Ltd. North Pacific Longline Fishery for Albacore, Yellowfin, & Bigeye Tuna	PO-N	ALB	LL	LL
22	Pan Pacific yellowfin, bigeye and albacore longline fishery	PO-S	ALB	LL	LL
23	SATHOAN French Mediterranean Bluefin tuna artisanal longline and handline fishery	AO-E	BFT	LL	LL
24	Solomon Islands longline albacore and yellowfin tuna fishery	PO-S	ALB	LL	LL
25	SZLC CSFC & FZLC FSM EEZ Longline Yellowfin and Bigeye Tuna - Yellowfin	WCPO	YFT	LL	LL
26	SZLC, CSFC & FZLC Cook Islands EEZ South Pacific albacore, yellowfin and bigeye longline	WCPO	YFT	LL	LL
27	Tri Marine Atlantic Albacore longline fishery	AO-S	ALB	LL	LL
28	Tuna Alliance Atlantic albacore longline fishery	AO-N	ALB	LL	LL
29	Tuna Alliance Atlantic albacore longline fishery	AO-S	ALB	LL	LL
30	Usufuku Honten Northeast Atlantic longline bluefin tuna fishery	AO-E	BFT	LL	LL
31	ACTEMSA-LEAL SANTOS pole and line West Atlantic skipjack fishery	AO-W	SKJ	PL	PL
32	Indonesia pole-and-line and handline, skipjack and yellowfin tuna of Western and Central Pacific archipelagic waters	WCPO	YFT	PL	PL
33	Ishihara Marine Products albacore and skipjack pole and line fishery	WCPO	SKJ	PL	PL
34	Japanese Pole and Line skipjack and albacore tuna fishery	WCPO	SKJ	PL	PL
35	JC Mackintosh Greenstick, handline and fishing rod bluefin tuna fishery	AO-E	BFT	GS	PL
36	Katsuo Ippon-zuri Gyogyo albacore and skipjack pole and line fishery	WCPO	SKJ	PL	PL
37	Kochi and Miyazaki Offshore Pole and Line Albacore and Skipjack fishery	WCPO	SKJ	PL	PL
38	Maldives pole & line skipjack tuna	IO	SKJ	PL	PL
39	Maldives pole & line tuna	IO	SKJ	PL	PL
40	North Atlantic albacore artisanal fishery	AO-N	ALB	PL	PL
41	PT Citraraja Ampat, Sorong pole and line Skipjack and Yellowfin Tuna	WCPO	SKJ	PL	PL
42	Solomon Islands skipjack and yellowfin tuna purse seine and pole and line	WCPO	SKJ	PL	PL
43	AGAC four oceans Integral Purse Seine Tropical Tuna Fishery - Atlantic Ocean	AO-W	SKJ	PS	PS
44	AGAC four oceans Integral Purse Seine Tropical Tuna Fishery - Eastern Pacific	EPO	SKJ	PS	PS
45	AGAC four oceans Integral Purse Seine Tropical Tuna Fishery - Indian Ocean	IO	SKJ	PS	PS
46	AGAC four oceans Integral Purse Seine Tropical Tuna Fishery - WCPO Component	WCPO	SKJ	PS	PS
47	ANABAC Atlantic unassociated purse seine yellowfin tuna	AO	YFT	PS FS	PS

FISHERY	NAME	REGION	SPECIES	UoA GEAR	FISHERY TYPE
48	CFTO Indian Ocean Purse Seine Skipjack fishery	IO	SKJ	PS	PS
49	Eastern Pacific Ecuador Purse Seine Tropical Tuna Fishery (FSC and FAD set fishery)	EPO	YFT	PS	PS
50	Eastern Pacific Ocean tropical tuna - purse seine (TUNACONS) fishery	EPO	YFT	PS FAD	PS
51	Eastern Pacific Ocean tropical tuna - purse seine (TUNACONS) fishery	EPO	YFT	PS FS	PS
52	Echebatar Indian Ocean purse seine skipjack tuna	IO	SKJ	PS	PS
53	Micronesia Skipjack, Yellowfin and Bigeye Tuna Purse Seine Fishery	WCPO	SKJ	PS FAD	PS
54	Micronesia Skipjack, Yellowfin and Bigeye Tuna Purse Seine Fishery	WCPO	SKJ	PS FS	PS
55	Nauru Skipjack, Yellowfin, and Bigeye Tuna Purse Seine Fishery	WCPO	SKJ	PS	PS
56	PNA Western and Central Pacific skipjack and yellowfin, unassociated / non FAD set, tuna purse seine	WCPO	SKJ	PS FS	PS
57	PNG Fishing Industry Association's purse seine Skipjack & Yellowfin Tuna Fishery	WCPO	SKJ	PS FAD	PS
58	PNG Fishing Industry Association's purse seine Skipjack & Yellowfin Tuna Fishery	WCPO	SKJ	PS FS	PS
59	Sant Yago TF Unassociated purse seine Atlantic yellowfin tuna fishery	AO	YFT	PS FS	PS
60	SI WCPO skipjack and yellowfin tuna purse seine fishery	WCPO	SKJ	PS FS	PS
61	Solomon Islands skipjack and yellowfin tuna purse seine and pole and line	WCPO	SKJ	PS	PS
62	Talley's New Zealand Skipjack Tuna Purse Seine	WCPO	SKJ	PS	PS
63	Tri Marine Western and Central Pacific Skipjack and Yellowfin Tuna	WCPO	SKJ	PS	PS
64	Tropical Pacific yellowfin and skipjack free-school purse seine fishery	WCPO	SKJ	PS FS	PS
65	TTKV WCPO skipjack and yellowfin tuna purse seine fishery	WCPO	SKJ	PS	PS
66	US Pacific Tuna Group Purse Seine FSC and FAD Set Fishery	WCPO	SKJ	PS	PS
67	WPSTA Western and Central Pacific skipjack and yellowfin free school purse seine	WCPO	SKJ	PS FS	PS
68	AAFA and WFOA North Pacific albacore tuna	PO-N	ALB	TR	TR
69	AAFA and WFOA South Pacific albacore tuna	PO-S	ALB	TR	TR
70	Canada Highly Migratory Species Foundation (CHMSF) British Columbia Albacore Tuna North Pacific	PO-N	ALB	TR	TR
71	New Zealand albacore tuna troll	PO-S	ALB	TR	TR
72	New Zealand albacore tuna troll	PO-S	ALB	TR	TR
73	North Atlantic albacore artisanal fishery	AO-N	ALB	TR	TR

Thus, five general tuna fishery types were analyzed:

- **HL:** Handline.
- **LL:** Longline

- **PL:** Pole-and-line.
- **PS:** Purse seine
- **TR:** Troll.

The scores for the different Performance Indicators (PIs) were then summarized and displayed as box-and-whisker plots (also called boxplots) separately by fishery type. Box and whisker plots are explained [here](#).

In the MSC Fishery Standard, at the Performance Indicator level, scores of 80 or above are passing scores. Scores below 60 would fail a certification (since the fisheries analyzed here were all certified, there are no scores below 60). Scores between 60 and 79 pass the certification, depending on other MSC rules, but receive a "Condition" to bring the score to at least an 80 within the 5-year certificate period by taking certain actions. In such cases, we looked in more detail at the Public Certification Reports to examine the reasons behind the low score. These are summarized in the next section.

4.2 Results

The results of the exercise are presented for P2 overall and then for the five groups under P2 (Primary species, Secondary Species, ETP species, Habitats and Ecosystem). In each of the five groups, there are three PIs: One for Outcomes (which evaluates the current status of each component and whether the fishery is posing a risk to the component), another one for Management Strategy (which assesses the management strategies implemented to achieve the outcomes), and a final one for Information (which evaluates whether the information collected from the fishery to assess the outcome and the strategy is adequate). These are presented side by side.

P2 OVERALL

Figure 2 shows the boxplots for Principle 2 overall for the five fishery types. One of the MSC scoring rules is that no Principle (P1, P2 or P3) can have an aggregate score below 80, or the fishery will not achieve certification. Therefore, all fisheries have scores of at least 80. HL, LL and PS fisheries have median scores below 85. PL and TR fisheries had median scores of 88.3 and 94.5, respectively. In general, troll fisheries received the highest Principle 2 level scores.

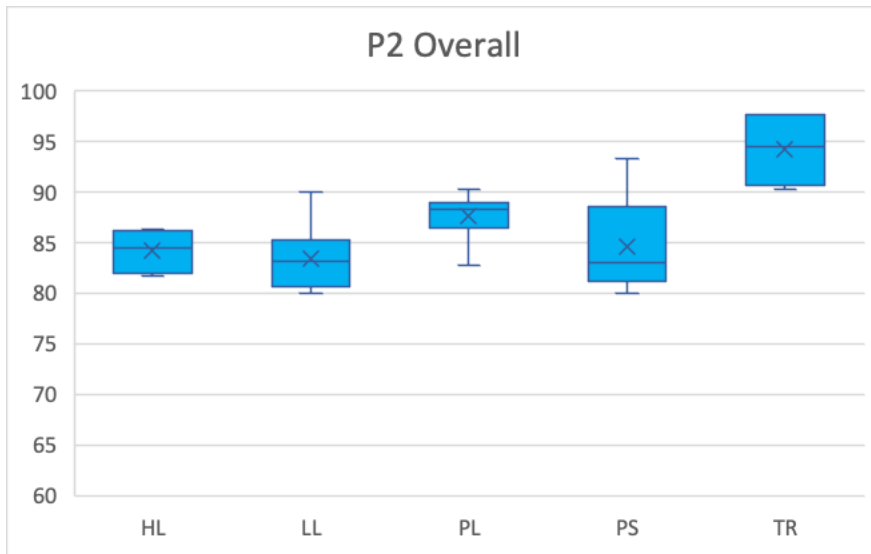


Figure 2. Overall P2 scores for MSC-certified Fishery types.

P2.1.X (PRIMARY SPECIES) SCORES

MSC (2018) explains Primary Species as follows: "Primary species will usually be species of commercial value to either the UoA or fisheries outside the UoA, with management tools controlling exploitation as well as known reference points in place. In addition, the institution or arrangement that manages the species will usually have some overlap in jurisdiction with the fishery in the UoA." Major commercial tunas are sometimes classified as Primary Species under P2 in MSC assessments even when they are targeted by the fishery, for example, because they are experiencing overfishing. This needs to be considered in the context of this report, whose main focus is on non-tuna catches. Thus, the scores summarized below are not that useful for that purpose when it comes to major commercial tunas scored under P2.1.x.

The three PIs in this group are as follows:

- P2.1.1 "The UoA aims to maintain primary species above the point where recruitment would be impaired (PRI) and does not hinder recovery of primary species if they are below the PRI."
- P2.1.2 "There is a strategy in place that is designed to maintain or to not hinder rebuilding of primary species; and the UoA regularly reviews and implements measures, as appropriate, to minimise the mortality of unwanted catch."
- P2.1.3 "Information on the nature and amount of primary species taken is adequate to determine the risk posed by the UoA and the effectiveness of the strategy to manage primary species."

Figure 3 shows the boxplots for the three PIs. In general, LL fisheries scored lower than others.

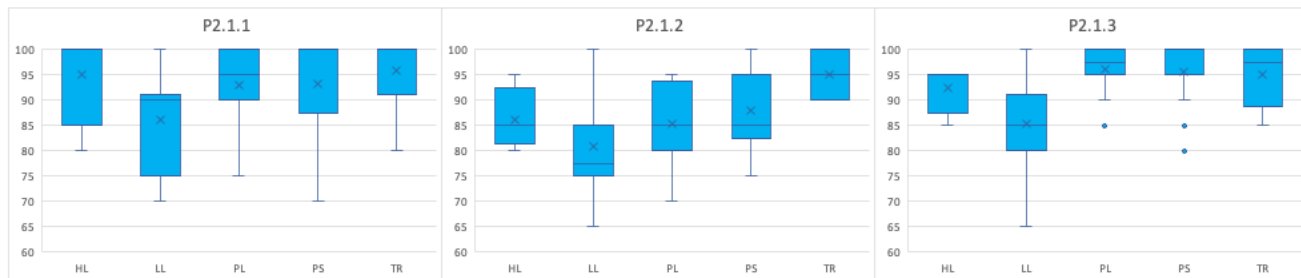


Figure 3. Scores for the three Primary Species indicators by fishery type.

For P2.1.1, 7 of 26 LL fisheries (27%), 1 of 12 PL HL fisheries (8%) and 4 of 25 PS fisheries (16%) scored below 80, resulting in Conditions. All 6 TR fisheries scored at 80 or above. Conditions for PS fisheries had to do with the status bigeye tuna (*Thunnus obesus*). Conditions for LL fisheries had to do with bigeye tuna, blue shark (*Prionace glauca*), or both. The Condition for the PL fishery had to do with status of the bait species used, Japanese anchovy (*Engraulis japonicus*).

For P2.1.2, 13 of 26 LL fisheries (50%), 1 of 12 PL fisheries (7%) and 2 of 25 PS fisheries (8%) scored below 80, resulting in Conditions. All 6 TR fisheries scored at 80 or above. For 8 of the LL UoAs, the issue was management of species used as bait; rebuilding of blue shark stocks was an issue for 3 UoAs and potential shark finning for another two UoAs. For the PL fishery the low score was due to the lack of an observer program to support a management strategy. For one PS UoA it was bigeye TACs being exceeded which suggested the management strategy was not working, and for the other UoA it was overfishing of the bigeye stock.

For P2.1.3, 4 of 26 LL fisheries (15%) scored below 80, resulting in Conditions. All PL, HL, PS and TR fisheries scored at 80 or above. Conditions raised for LL UoAs had to do with the lack of adequate information to determine the risk posed by the UoAs because either logbooks or observer data were insufficient.

P2.2.X (SECONDARY SPECIES) SCORES

MSC (2018) explains Secondary Species as follows: "Secondary species include fish and shellfish species that are not managed according to reference points and birds / mammals/ reptiles/ amphibians (all species that are out of scope of the standard) that are not ETP species. These types of species could in some cases be landed intentionally to be used either as bait or as food for the crew or for other subsistence uses, but may also in some cases represent incidental catches that are undesired but somewhat unavoidable in the fishery. Given the often unmanaged status of these species, there are unlikely to be reference points for biomass or fishing mortality in place, as well as a general lack of data availability." Shark finning is scored in these PIs as well as in the Primary Species PIs.

The three PIs in this group are as follows:

- P2.2.1 "The UoA aims to maintain secondary species above a biologically based limit and does not hinder recovery of secondary species if they are below a biologically based limit."

- P2.2.2 "There is a strategy in place for managing secondary species that is designed to maintain or to not hinder rebuilding of secondary species; and the UoA regularly reviews and implements measures, as appropriate, to minimise the mortality of unwanted catch."
- P2.2.3 "Information on the nature and amount of secondary species taken is adequate to determine the risk posed by the UoA and the effectiveness of the strategy to manage secondary species."

Figure 4 shows the boxplots for the three PIs for secondary species. Median scores are relatively high for all fishery types and troll fisheries again outperform the others.

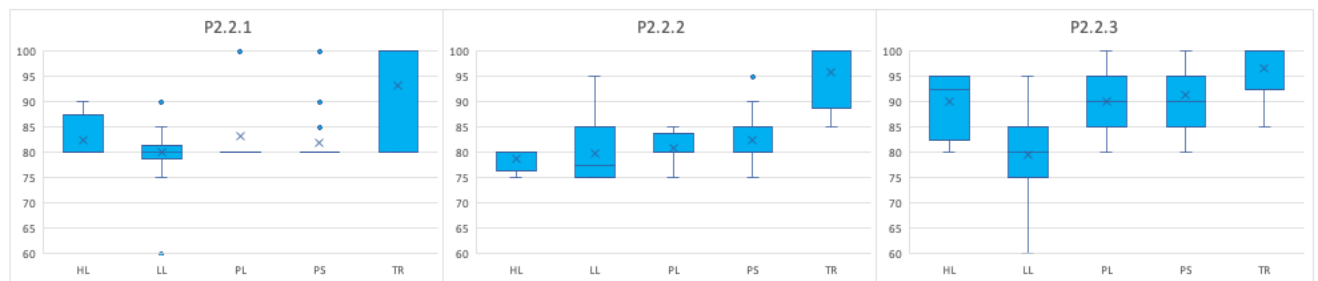


Figure 4. Scores for the three secondary species indicators by fishery type.

For P2.2.1, 6 of 26 LL fisheries (23%) scored below 80, resulting in Conditions. All other fishery types scored 80 or higher (49 of 73 UoAs in the analyses scored exactly 80). Conditions in 4 of the LL UoAs had to do with status of bait species. For the other two LL UoAs it was bigeye opah, a minor species.

For P2.2.2, 13 of 26 LL fisheries (50%), 1 of 12 PL fisheries (8%) and 5 of 25 PS fisheries (20%) scored below 80, resulting in Conditions. All 6 TR fisheries scored at 80 or above. Six of the LL UoA Conditions had to do with bait, 4 had to do with minor species like opah or blue sharks, and 3 had to do with shark finning. The PL UoA received low scores because of not having an observer program to support the management strategy. All five PS UoAs scored low in regards to potential shark finning.

For P2.2.3, 7 of 26 LL fisheries (27%) scored below 80, resulting in Conditions. All PL, HL, PS and TR fisheries scored at 80 or above. Lack of adequate information (observers, logbooks, etc.) was related to bait (2 LL UoAs), or for minor species like opah, pelagic stingrays and others (5 LL UoAs).

P2.3.X (ETP SPECIES) SCORES

ETP stands for Endangered, Threatened or Protected. Under the MSC Fishery Standard v2.x, a range of species are classified as ETP, including (a) those that are designated as ETP by national legislation, (b) those listed in binding international agreements such as Appendix 1 of the Convention on International Trade in Endangered Species (CITES) or others, and (c) species classified as 'out-of-scope' (amphibians, reptiles, birds and mammals) that are listed in the IUCN Red List as Vulnerable, Endangered or Critically Endangered. In tuna fisheries, these often include some shark species, sea turtles, and seabirds.

The three PIs in this group are as follows:

- P2.3.1 "The UoA meets national and international requirements for protection of ETP species and the UoA does not hinder recovery of ETP species."
- P2.3.2 "The UoA has in place precautionary management strategies designed to (a) meet national and international requirements; and (b) ensure the UoA does not hinder recovery of ETP species. Also, the UoA regularly reviews and implements measures, as appropriate, to minimise the mortality of ETP species."
- P2.3.3 "Relevant information is collected to support the management of UoA impacts on ETP species, including: (a) information for the development of the management strategy; (b) information to assess the effectiveness of the management strategy; and (c) information to determine the outcome status of ETP species."

Figure 5 shows the boxplots for the three performance indicators for ETP species.

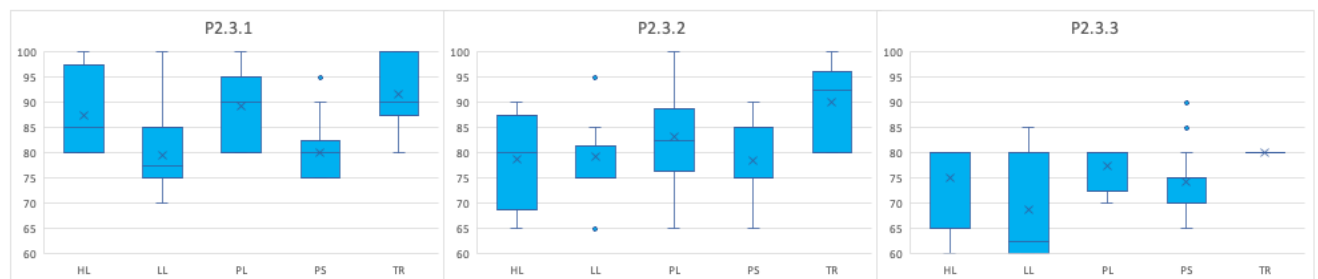


Figure 5. Scores for the three ETP species indicators by fishery type.

All ETP species caught are likely to trigger low scores by their nature of being vulnerable species. Also, rare ETP species or those that have a low rate of interaction with the fishery will be associated with high uncertainty and assessment teams will often be precautionary in their scoring. In Figure 5, low scores are particularly evident for P2.3.3, the Information PI.

For P2.3.1, 13 of 26 LL fisheries (50%) and 9 of 25 PS fisheries (36%) scored below 80, resulting in Conditions. All PL, HL and TR fisheries scored at 80 or above. For LL UoAs, the species of concern included false killer whales (*Pseudorca crassidens*), sea turtles, seabirds, silky sharks (*Carcharhinus falciformis*) and oceanic whitetip sharks (*Carcharhinus longimanus*). For PS UoAs, the species of concern were similar, except that no seabirds were listed.

For P2.3.2, 1 of 4 HL fisheries (25%), 14 of 26 LL fisheries (54%), 2 of 12 PL fisheries (17%) and 13 of 25 PS fisheries (52%) scored below 80, resulting in Conditions. All 6 TR fisheries scored at 80 or above. For the HL and the PL UoAs, the issue was weak or no direct information about strategies to minimize ETP species mortality. For the LL UoAs, it was a mixture of weak data (incomplete logbooks and low observer coverage), lack of information on compliance with national and international regulations, or weak information on management of shark, turtle and ray interactions. For the PS UoAs, it was lack of information on the management of ETP species, especially cetaceans, sharks, turtles and rays.

For P2.3.3, 1 of 4 HL fisheries (25%), 17 of 26 LL fisheries (65%), 3 of 12 PL fisheries (25%) and 20 of 25 PS fisheries (80%) scored below 80, resulting in Conditions. All TR fisheries scored 80. This was the PI with the lowest scores in P2, indicating that assessment teams often concluded that fisheries had insufficient information on ETP interactions. For the HL and PL UoAs, it was lack of ETP information in general. For the LL UoAs, insufficient observer coverage and lack of detailed logbook information was often cited, followed by species-specific gaps for turtles, seabirds and sharks. Similarly for PS UoAs, lack of detailed information on interactions with sharks, rays, cetaceans and turtles was common. Two PS UoAs noted lack of data on ETP species entanglement in FADs, and one recommended skippers' workshops to train skippers on species identification and handling practices.

P2.4.X (HABITATS) SCORES

MSC (2018) defines Habitats as "The chemical and bio-physical environment, including biogenic structures, where fishing takes place." Habitat scores tend to be quite important in fisheries where the gear contacts a habitat, such as bottom trawling.

The three PIs in this group are as follows:

- P2.4.1 "The UoA does not cause serious or irreversible harm to habitat structure and function, considered on the basis of the area covered by the governance body(s) responsible for fisheries management in the area(s) where the UoA operates."
- P2.4.2 "There is a strategy in place that is designed to ensure the UoA does not pose a risk of serious or irreversible harm to the habitats."
- P2.4.3 "Information is adequate to determine the risk posed to the habitat by the UoA and the effectiveness of the strategy to manage impacts on the habitat."

Figure 6 shows the boxplots for the three performance indicators for habitats.

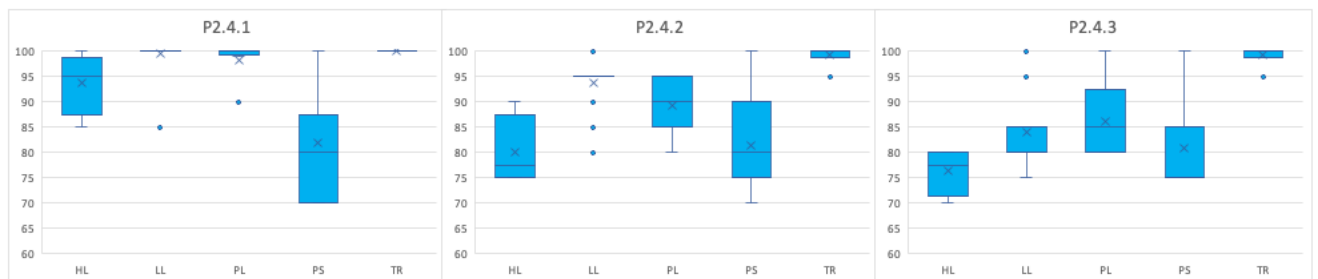


Figure 6. Scores for the three habitat indicators by fishery type.

For P2.4.1, 11 of 25 PS fisheries (44%) received scores below 80. All of the LL, PL, HL, and TR fisheries had scores of 80 or higher. The Conditions for PS UoAs had to do with drifting FADs and their potential serious or irreversible impacts of Vulnerable Marine Ecosystems (VMEs) like coral reefs when they are lost or abandoned.

For P2.4.2, 2 of 4 HL fisheries (50%) and 11 of 25 PS fisheries (44%) received scores below 80 and had Conditions raised. LL, PL and TR fishery types had scores of 80 or higher. For HL UoAs, the

issue was the lack of a strategy to manage impacts by lost anchored FADs; while for all the PS UoAs it was the lack of a strategy to manage drifting FADs so as to minimize loss or abandonment risk.

For P2.4.3, 2 of 4 HL fisheries (50%), 1 of 26 LL fisheries (4%), and 15 of 25 PS fisheries (60%) scored below 80, raising Conditions. PL and TR fisheries scored 80 or higher. As in the previous PI, the low scores had to do lack of information on FADs, both anchored (for HL UoAs) and drifting (for PS UoAs). The LL UoA uses other gears (e.g. rod and reel) and the issue was lack of information on temporal and spatial use of those gears.

P2.5.X (ECOSYSTEM) SCORES

MSC (2018) explains Ecosystems to be "Broader ecosystem elements such as trophic structure and function, community composition, and biological diversity."

The three PIs in this group are as follows:

- P2.5.1 "The UoA does not cause serious or irreversible harm to the key elements of ecosystem structure and function."
- P2.5.2 "There are measures in place to ensure the UoA does not pose a risk of serious or irreversible harm to ecosystem structure and function."
- P2.5.3 "There is adequate knowledge of the impacts of the UoA on the ecosystem."

Figure 7 shows the boxplots for the three performance indicators for ecosystems.

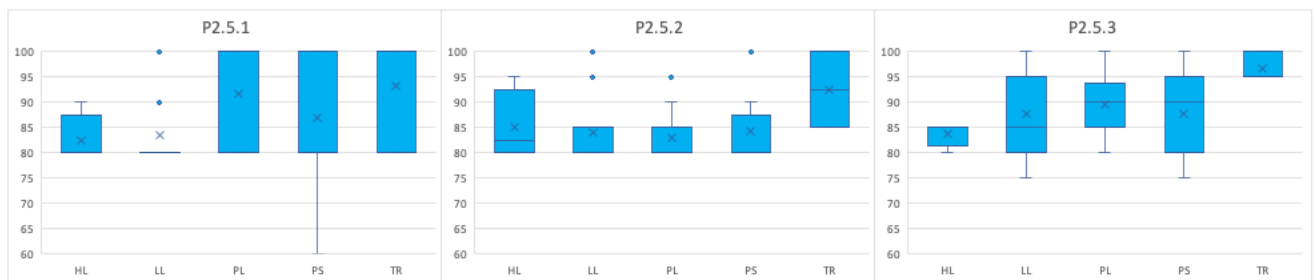


Figure 7. Scores for the three ecosystem indicators by fishery type.

With a few exceptions, the ecosystem PIs scored at or above 80 for most fisheries. These PIs tend to be a place to score everything that is not in PIs 2.1.x, 2.2.x, 2.3.x and 2.4.x and does not seem to be scored very rigorously.

For P2.5.1, 1 of 25 PS fisheries (4%) scored below 80. All other fishery types scored 80 or higher. For the PS UoA, the issue was lack of evidence that FADs are highly unlikely to cause irreversible damage to ecosystem structure and function to a point where there would be a serious or irreversible harm.

For P2.5.2, all 73 fisheries scored at 80 or higher.

For P2.5.3, 1 of 26 LL fisheries (4%) and 3 of 25 PS fisheries (12%) scored below 80, triggering conditions. All HL, PL and TR fisheries scored 80 or higher. For the LL UoA, the issue was insufficient observer data and other data to enable adequate knowledge of impacts. For the 3 PS UoAs, the issue was lack of information to broadly understand key elements of ecosystem function. Two of these mentioned the so-called "ecological trap hypothesis" (see Dupaix et al. 2024) in which drifting FADs could alter tuna migration patterns and other biological characteristics.

SUMMARY OF MSC SCORING ANALYSES

Here, we analyzed the scores received by 73 tuna fisheries UoAs assessed against the MSC Fisheries Standard version 2. The fishery types included handline, longline, pole and line, purse seine and troll gears. Some general conclusions can be drawn from the results, as follows:

- Troll fisheries outperformed all others in scoring, with none of the 6 fisheries scoring below 80 in any of the 15 Performance Indicators of MSC Principle 2 examined.
- Scores for Primary Species (those species that are managed) were generally lower for longline than for the other fishery types. This was due largely to uncertainty in the status of bigeye tuna and blue sharks.
- Scores for Secondary Species (species not managed with reference points) were also generally lower for longline than for others. Many of these fisheries scored low due to the status of bait stocks from which they source. For several fisheries, including purse seine, the lack of evidence that shark finning was not taking place was the issue of concern.
- Scores for ETP species tended to be the lowest for all fishery types. This was especially the case for the Information PI (P2.3.3) because assessment teams concluded that there was insufficient information from observer programs, logbooks, and other sources to support the evaluation and management of ETP interactions.
- Scores for habitats tended to be low for fisheries that use FADs: mostly purse seine ones that use drifting FADs, but also handline ones that use anchored FADs. The issue was typically the lack of detailed information on impacts of lost or abandoned FADs on VMEs such as coral reefs.
- Scores for ecosystem impacts were the highest of all PIs for most fishery types. A few purse seine fisheries scored low because of lack of information to understand if FADs were having irreversible ecosystem impacts.

5. RFMO Conservation and Management Measures

The five tuna RFMOs have adopted conservation and management measures for non-target species and more broadly ecosystem impacts. These are summarized here (as of March 2024), but

readers are encouraged to read the relevant measures in their entirety as those measures will evolve with time. Links are provided for this purpose.

The summary below also presents information on observer program requirements for different fishery types. As indicated in Section 4, MSC scores for ETP species Information (P2.3.3) tend to be low for many fisheries due to poor observer coverage and/or lack of detailed information from other sources. It should be noted that most of the regulations in this section requires RFMO members to report catch of or interactions with non-target species, and compliance with these reporting requirements is assessed to varying degrees among the tuna RFMOs. These reporting requirements are not repeated below.

General information on the RFMOs is summarized [here on the ISSF website](#). More detailed information is available from each RFMO web site (links provided below).

5.1 CCSBT

The area of competence of the [CCSBT](#) is the entire geographical range of southern bluefin tuna (southern waters of the Atlantic, Indian and Pacific Oceans).

Data

The target observer coverage rate is 10% for catch and effort monitoring for each fishery, meaning that Members are expected to achieve representativeness in their coverage across all fisheries. Observer monitoring must follow the [CCSBT Scientific Observer Standards](#). The requirement is not area-specific and is instead applied to all fishing activity where southern bluefin are targeted or significantly caught as bycatch regardless of any overlap with other tuna RFMOs.

Species-specific measures

[CCSBT](#) is responsible for the management of southern bluefin tuna throughout its range. Southern bluefin is found in the southern hemisphere and therefore there is overlap between fisheries managed by CCSBT and fisheries managed by the other RFMOs, particularly ICCAT, IOTC and WCPFC.

In order to avoid duplication of efforts with the other RFMOs, the Commission adopted the [Resolution to Align CCSBT's Ecologically Related Species measures with those of other tuna RFMOs](#). This measure was first adopted in 2018 and has been amended every year since in order to align it with any new conservation measures of ICCAT, IOTC and WCPFC. The resolution requires that vessels fishing for southern bluefin tuna comply with all ecologically related species management measures of the RFMO where they are operating. The Resolution applies to all vessels on the [CCSBT Authorized Vessel Record](#) when operating in the other RFMOs' Areas of Competence, regardless of whether or not the flag state is a member of the other RFMO.

The resulting CCSBT [Resolutions are listed here](#) and cover sea turtles, seabirds, sharks, rays and cetaceans.

When fishing outside the Areas of Competence of the other RFMOs, longline vessels are required to use tori lines below 30 degrees South.

5.2 IATTC

IATTC's Convention Area covers the eastern Pacific Ocean.

Data

Resolution [C-19-08](#) requires 5% observer coverage on longline vessels greater than 20 m length overall (LOA).

The Agreement on the International Dolphin Conservation Program (AIDCP) requires 100% observer coverage on purse seine vessels with carrying capacity of 363 mt or greater.

Resolution [C-22-07](#) established an Ad hoc Working Group on Electronic Monitoring that is developing an EM program to enhance monitoring in both longline and small purse seine vessels.

General measures

Resolution [C-04-05 \(Rev 2\)](#) established general guidelines for reducing bycatch and waste.

Sea Turtles

Resolution [C-19-04](#) requires fishermen to release sea turtles sighted in purse seine nets or accidentally caught in longlines following the handling and release guidelines detailed in the resolution.

Resolutions [C-23-05](#) and [C-23-04](#) requires the use of non-entangling FADs without netting in purse seine fisheries to avoid ghost fishing from 1 January 2025.

Resolutions [C-23-03](#) encourage CPCs to initiate dFAD recovery programs and [C-23-04](#) establishes a deadline for a stepwise transition to using fully non-entangling and biodegradable FADs, respectively.

Seabirds

Resolution [C-11-02](#) requires longline vessels over 20 m LOA North of 23°N, South of 30°S and around the Galapagos Islands to use at least 2 of the mitigation measures provided in the Resolution, including at least one of: side-setting, night setting, tori lines and weighted branch lines.

Rays

Resolution [C-15-04](#) requires CPCs to prohibit retaining onboard, transshipping, landing, storing, selling, or offering for sale any part or whole carcass of Mobulid rays and to release all Mobulid rays alive wherever possible. The Resolution also requires prompt and live release wherever possible and includes safe handling guidelines.

Sharks

Resolution [C-23-07](#) discourages shark retention and requires that retained sharks are landed with all fins naturally attached, although some exceptions apply. The Resolution also includes provisions for safe handling and release, calls for a plan on data collection and stock assessment of key shark species.

Resolution C-11-10 prohibits the retention of oceanic whitetip sharks and requires the release of specimens that are alive when caught.

Resolution C-19-06 prohibits deliberate setting on whale sharks.

Resolution C-23-08 defines other shark conservation measures with an emphasis on silky shark. It prohibits purse seiners from retaining, transshipping, storing on a fishing vessel, or landing any silky shark, in whole or in part. For longline, it established catch and bycatch limits, and restrictions on the use of steel leaders.

Cetaceans

The AIDCP establishes total per-stock and per-year limits on incidental dolphin mortality (DMLs), with a structured protocol for allocating and keeping track of DMLs (using observers). A vessel must stop setting on dolphin associations for the rest of the year once its DML has been reached.

5.3 ICCAT

ICCAT's Convention Area covers the Atlantic Ocean, including adjacent seas (e.g., Mediterranean, Caribbean).

Data

ICCAT has specific requirements for reporting data on sharks, sea turtles and seabirds.

Recommendation 16-14 establishes minimum standards for human observers and requires members to have at least 5% observer coverage (for vessels over 15 m) in their national observer programs for longline, purse seine and pole-and-line fisheries. This coverage is increased in Recommendation 22-01 for vessels targeting tropical tunas (10% for longline and 100% for purse seine). The coverage is also set to 100% in Recommendation 21-08 for purse seiners authorized to catch eastern Atlantic and Mediterranean bluefin tuna. Recommendation 23-18 establishes minimum standards and program requirements for using EM to monitor ICCAT fisheries. Recommendation 11-10 requires CPCs to collect and report data on bycatch and discards either through observer programs and logbooks or via alternative means (for artisanal and semi-industrial fisheries). Recommendation 11-15 establishes penalties for CPCs that do not report annual catch data, including shark species, by prohibiting them from retaining such species in the following year.

Sea turtles

Recommendation 22-12 sets up data reporting requirements and safe handling and release requirements for fisheries that interact with sea turtles. Longliners that make shallow sets (i.e., where the majority of hooks are in depths less than 100 m) have to use one of three mitigation methods: Large circle hooks, only finfish bait, or other approaches found to be effective by the SCRS. Longline operators must be trained on appropriate handling and release of live turtles so as to maximize their survival. Purse seiners are required to avoid encirclement, where practicable, disentangle and release turtles, and construct and deploy non-entangling FADs that have a minimal risk of entangling marine fauna (Rec. 22-01).

Seabirds

Recommendation 07-07 requires longliners operating south of 20°S to use tori poles.

Recommendation 11-09 applies to longliners fishing south of 25°S, and in the Mediterranean, and requires them to use at least 2 of the mitigation measures provided: side-setting, night setting, tori lines and weighted branch lines.

Rays

Recommendation 23-14, effective January 2025 pending an SCRS response, prohibits retaining onboard, transshipping, landing or storing any part or whole carcass of all species of mobulid rays (family *Mobulidae*). Mobulid rays should be promptly released unharmed, to the extent practicable, as soon as they are seen in the net, on the hook or at the vessel.

Sharks

Recommendation 04-10 established a 5% limit on the ratio of fin weight to total shark weight that can be retained onboard a fishing vessel, and encouraged the release of live sharks in fisheries that do not target sharks.

Recommendations 07-06 and 14-06 established data collection and reporting for porbeagle and shortfin mako sharks.

Recommendations 23-10 and 23-11 establish limits on catches, aims to improve data collection and encourages scientific research on North Atlantic and South Atlantic blue sharks, respectively.

Recommendation 15-06 on porbeagle sharks requires CPCs to promptly release unharmed (where practicable).

Recommendations 09-07, 10-07, 10-08 and 11-08 prohibit the retention on board of bigeye thresher, oceanic white tip, several species of hammerhead sharks, and silky sharks, respectively.

Recommendations 21-09 and 22-11 set up management plans for North Atlantic and South Atlantic shortfin mako sharks.

Recommendation 18-06 require CPCs to submit an annual check sheet with details of their implementation of and compliance with shark conservation and management measures.

Recommendation 23-12, effective January 2025 pending an SCRS response, prohibits retaining on board, transshipping, or landing, in whole or in part, any specimen of whale shark. It also prohibits setting a purse seine on a school of tuna associated with a whale shark if the animal is sighted prior to the commencement of the set, and requires that, if incidentally encircled in the purse seine net, it is safely released.

Cetaceans

Non-binding Resolution 23-15 strongly encourages that CPCs prohibit deliberate purse seine sets around cetaceans, encourages reporting of interactions and encourages following best practice guidelines for the safe handling and release of cetaceans.

5.4 IOTC

IOTC's Convention Area covers the Indian Ocean.

Data

IOTC Resolution [22/04](#) superseded prior resolutions establishing a regional observer program that requires at least 5% coverage for vessels over 24 m LOA, and for smaller vessels operating in the high seas. Resolution [23/08](#) established standards for the use of EM which can be used to fulfill observer coverage requirements. Resolution [15/01](#) and [15/02](#) specifies the requirements for recording of catch in all tuna fisheries.

Sea turtles

Resolution [12/04](#) (which supersedes various prior measures) requires IOTC members to mitigate sea turtle mortality. The measure has specific requirements for longline and purse seine operators to facilitate the appropriate handling and release of live turtles. Purse seiners are required to avoid encirclement, where practicable, disentangle them from the net or FADs, and follow safe handling and release practices. It requires longline operators to use line cutters and de-hookers to handle and promptly release sea turtles caught or entangled.

Seabirds

Resolution [23/07](#) (which supersedes various prior measures) requires longliners operating south of 25°S to use at least two of three mitigation measures: Night setting, tori lines, or line weighting. Alternatively, longliners can use hook-shielding devices as a stand-alone mitigation measure.

Rays

Resolution [19/03](#) prohibits intentional setting on mobulid rays as well as retaining onboard, transshipping, landing or storing any part or whole carcass. Live release handling procedures are detailed in the resolution.

Sharks

Resolution [17/05](#) established that CPCs take the necessary measures to require that their vessels fully utilize their entire catches of sharks, with the exception of species whose retention is prohibited by the IOTC. And CPCs shall prohibit the removal of shark fins on board vessels landing fresh shark, while for vessels landing frozen sharks a 5% limit on the ratio of fin weight to total shark weight at the first point of landing is established. It also encourages the release of live sharks in fisheries that do not target sharks following safe handling and release best practices.

Resolution [18/02](#) asks CPCs to ensure that effective management measures are in place to support the sustainable exploitation of blue shark by improving data reporting and scientific research.

Resolution [12/09](#) prohibits the retention on board of all species of thresher sharks, a group that is thought to be particularly vulnerable due to its low productivity.

Resolution [13/06](#) prohibits the retention of oceanic whitetip sharks.

Resolution [13/05](#) prohibits intentional purse seine setting on tunas associated with whale sharks.

Resolutions [19/02](#) requires the use of fully non-entangling FADs without netting in purse seine fisheries to avoid ghost fishing since 2020.

Cetaceans

Resolution [23/06](#) prohibits deliberate purse seine sets around cetaceans, requires reporting of interactions and mandates following best practice guidelines for the safe handling and release of cetaceans for all gears.

5.5 WCPFC

[WCPFC](#)'s Convention Area covers the western and central Pacific Ocean.

Data

Except for sharks, reporting of non-target species is not mandatory at [WCPFC](#), and therefore much of the information available comes from observer programs. The WCPFC has a Regional Observer Program in CMM [2018-05](#) (which replaced previous CMMs) that targets 5% coverage on longliners in the high seas. CMM [2023-01](#) requires purse seine vessels that fish on the high seas or between two or more EEZs and between 20°S and 20°N to have 100% observer coverage. The WCPFC has been working on an EM program but has not adopted one yet. However, members with longliners can obtain a higher bigeye quota if they exceed that 5% coverage using a combination of human observers and EM.

Sea turtles

CMM [2018-04](#) instructs WCPFC members to implement the FAO guidelines for reducing sea turtle mortality and ensure the safe handling of all captured sea turtles. Purse seiners are required to avoid encirclement, where practicable, disentangle them from the net or FADs, and follow safe handling and release practices. It requires longline operators to use line cutters and de-hookers to handle and promptly release sea turtles caught or entangled. Shallow set longliners must use one of 3 mitigation methods (large circle hooks with 10 deg offset; use only whole finfish as bait; or any other measure or mitigation plan approved by the Commission as capable reducing the interaction rate).

Seabirds

CMM [2018-03](#) sets specific requirements for longliners operating south of 30°S to use at least two of three mitigation measures: Night setting, tori lines, or line weighting. Alternatively, longliners can use hook-shielding devices as a stand-alone mitigation measure. Longliners operating between 25°S and 30°S must use one of the measures or hook-shielding devices. Longliners operating north of 23°N must use at least 2 of the mitigation measures provided in the CMM, including at least one of: side-setting with bird curtain and weighted branch lines, night setting with minimum deck lighting, tori lines, weighted branch lines, and hook-shielding devices.

Rays

CMM [2019-05](#) prohibits intentional setting or targeted fishing on mobulid and manta rays and prohibits retention and requires prompt release alive/safe handling and includes best practice guidelines.

Sharks

CMM [2022-04](#) covers measures such as full utilization of sharks and prohibition of finning (with some exceptions), data reporting of shark retentions and releases by gear type and species, minimizing bycatch and practicing safe release following the adopted Best Handling Practices for the Safe Release of Sharks, prohibition of retention of silky and oceanic whitetip shark.

CMM [2022-04](#) requires CPCs to ensure that both carcasses and their corresponding fins are landed or transshipped together, in a manner that allows inspectors to verify the correspondence between an individual carcass and its fins when they are landed or transshipped. And for longline fisheries targeting tuna and billfish, between 20N and 20S, members are required that their flagged vessels do not use, or if carrying, must stow wire trace as branch lines or leaders and do not use shark lines or branch lines running directly off of the LL floats or drop lines. Also for longline line vessels, for sharks that are caught by longline vessels and are not retained, members shall ensure that the owners and operators of their fishing vessels release these sharks as soon as possible, taking into consideration the safety of the crew and observer, using the following guidelines using the following actions:

1. Leave the shark in the water, where possible; and
2. Use a line cutter to cut the branchline as close to the hook as possible.

CMM [2022-04](#) also prohibits deliberate purse seine sets around whale sharks, requires reporting of interactions and safe release following the WCPFC Guidelines for the Safe Release of Encircled Whale Sharks.

CMM [23-01](#) requires the use of fully non-entangling FADs without netting in purse seine fisheries to avoid ghost fishing since 2020.

Cetaceans

CMM [2011-03](#) prohibits deliberate purse seine sets around cetaceans and requires reporting of interactions.

6. Additional Measures and Resources

This section lists relevant ISSF Conservation Measures and other resources on mitigating the impact of tuna fisheries.

6.1 ISSF Conservation Measures

ISSF has a number of science-based Conservation Measures (CMs), to help seafood companies and vessels improve the sustainability of tuna fisheries. These measures must be adhered to by ISSF's Participating Companies (PCs) when sourcing or trading tunas from vessel types covered by the measure. It should be noted that the RFMO measures do not typically follow current best practices. This is primarily due to the fact that RFMOs always try to adopt measures by consensus, and it takes just one member to block or weaken a draft regulation. The ISSF CMs often require what one RFMO has adopted that we consider to be "best practice" and applies it globally.

The following measures address mitigation of the impact of tuna fisheries. We provide summaries in this report but encourage the reader to read the [ISSF Conservation Measures](#) in full.

[CM 3.1](#) addresses shark finning. Shark finning contributes to waste and causes major uncertainties about the total biomass and species composition of sharks caught. Some tuna RFMOs restrict shark finning through a provision that the weight of fins landed cannot exceed 5% of the total shark catch on board. The fin-to-carcass ratio can vary considerably depending on the species, the dressing of the carcass, and on the different ways fins are cut, therefore creating difficulties in enforcement and accurate data collection. [CM 3.1\(b\)](#) requires that PCs do not conduct transactions with vessels that carry out shark finning and/or do not land all sharks with fins naturally attached, if retained. [CM 3.1\(c\)](#) requires that PCs do not conduct transactions with vessels that do not have a public shark finning policy.

[CM 3.2](#) addresses large-scale driftnets. Large-scale pelagic driftnets are an unselective method of fishing that results in substantial catches of many non-target species, including cetaceans and sea turtles, and they have been prohibited in the high seas by the United Nations. [CM 3.2](#) requires that PCs refrain from transactions in tuna caught by this fishing method irrespective of the area of fishing operations.

[CM 3.4](#) addresses best practices to be followed by fishers. ISSF produces and updates best practice guidelines for purse seine and longline skippers that are delivered in various formats such as in-person workshops, [online guides](#) and videos. [CM 3.4](#) requires that PCs conduct transactions only with those purse seine and longline vessels whose skipper has reviewed these materials.

[CM 3.6](#) addresses specific best practices for large-scale longliners to mitigate their impacts on sharks, sea turtles and seabirds. As shown in Section 4, this type of fishing tends to obtain low MSC scores for ETP species. Some RFMOs have adopted requirements for the use of certain gear modifications, such as the use of whole finfish bait, circle hooks and monofilament lines, and/or handling techniques, and/or prohibited the use of “shark lines,” in some longline tuna fisheries, while others have not (see Section 5). ISSF is committed to supporting a transition to the use of such techniques by longline vessels, globally. [CM 3.6](#) requires that PCs conduct transactions only with those longline vessels whose owners have a public policy requiring the implementation of a number of best practices for sharks, seabirds and marine turtles.

[CM 3.7](#) addresses FAD management. As shown in Sections 4 and 5, FADs have a number of negative impacts on non-target species and habitats. But all of these can be mitigated if sound management practices are followed. Restrepo et al. (2023) summarize the six elements of management that ISSF considers to be of utmost importance for a proper management of dFAD and aFAD fisheries:

1. Complying with flag state and RFMO reporting requirements by set type;
2. Voluntarily reporting additional FAD buoy data for use by RFMO science bodies;
3. Supporting science-based FAD limits;
4. Using non-entangling FADs to reduce ghost fishing;
5. Mitigating other environmental impacts due to FAD loss including through the use of biodegradable FADs and FAD recovery policies, and
6. Implementing further mitigation efforts for silky sharks.

CM 3.7 requires that PCs conduct transactions with purse seine and supply vessels that have a public policy that transparently report what they are doing on each of the six elements. Furthermore, the CM has specific requirements for using only FADs that are fully non-entangling without netting, participating in biodegradable FAD trials or FAD recovery programs, and making available FAD positions and FAD echosounder biomass data to science bodies.

CM 4.3 addresses 100% observer coverage on large-scale purse seine vessels. CM 4.3 requires that PCs only conduct transactions with large-scale purse seine vessels that have 100% observer coverage, either human or electronic. The measure was first adopted in 2012 when 2 of the 4 tropical tuna RFMOs (IATTC and WCPFC) required 100% coverage for these vessels. Today, ICCAT also has the same requirement, but IOTC still does not.

The implementation of the above CMs is audited by a third party and, if the vessels are registered in the ISSF Proactive Vessel Record (PVR), users can verify if a particular vessel is implementing them.

6.2 Other Resources

ISSF and other organizations have policies, best practice guides or other resources that address sustainability of tuna fisheries. Some examples are given below.

Purse seine fisheries

[ISSF Skippers' Guidebook to Sustainable Purse Seine Fishing Practices](#) (available in several languages).

[ISSF Workshop on Deck Bycatch Release Devices \(BRDs\) for Vulnerable Species in Tropical Tuna Purse Seiners](#)

[ISSF Recommended Best Practices for FAD Management in Tropical Tuna Purse Seine Fisheries](#)

[Questions and Answers About FADs and Bycatch](#)

[ISSF Recommended Best Practices for Tropical Tuna Purse Seine Fisheries in Transition to MSC Certification, with an Emphasis on FADs](#)

[Non-Entangling and Biodegradable FADs Guide](#).

[Best Bycatch Release Practices in Tuna Purse Seiners \(posters\)](#).

[Saving the Mobula Rays \(posters\)](#).

Longline fisheries

[ISSF Skippers' Guidebook to Sustainable Longline Fishing Practices](#) (available in several languages).

[ISSF Responsible Fishing Guidelines for Tuna Longline Fisheries](#).

ISSF Recommended Best Practices for Tuna Longline Fisheries in Transition to MSC Certification

ISSF's Saving Sea Turtles Infographic ([ENG](#), [ESP](#)).

ACAP Review of mitigation measures and Best Practice Advice for Reducing the Impact of Pelagic Longline Fisheries on Seabirds.

ACAP Seabird Mitigation Factsheets

FAO Good practice guide for the handling of sharks and rays caught incidentally in Mediterranean pelagic longline fisheries.

FAO International Plan of Action for Reducing Incidental Catch of Seabirds in Longline Fisheries

FAO Good practice guide for the handling of cetaceans caught incidentally in Mediterranean fisheries, including purse seiners and pelagic longline fisheries

FAO Good practice guide for the handling of sea turtles caught incidentally in Mediterranean fisheries, including pelagic longline fisheries

FAO Good practice guide for the handling of seabirds caught incidentally in Mediterranean pelagic longline fisheries NOAA Pacific Islands Regional Office Protected species workshop - Handling, Release, and Identification Guidelines

SFP Best Practices in Tuna Longline Fisheries Report.

Pole-and-line fisheries

ISSF and IPNLF Skippers' Guidebook to Pole-And-Line Fishing Best Practices.

Sea turtles

FAO Guidelines to Reduce Sea Turtle Mortality in Fishing Operations.

Sharks

FAO International Plan of Action for Conservation and Management of Sharks.

Seabirds

FAO Best practices to reduce incidental catch of seabirds in capture fisheries

Cetaceans

FAO Guidelines to prevent and reduce bycatch of marine mammals in capture fisheries

ALDFG

FAO Regional workshops on best practices to prevent and reduce abandoned, lost or discarded fishing gear in collaboration with the Global Ghost Gear Initiative

ECOSYSTEMS

[Compendium of ISSF Research Activities to Reduce FAD Structure Impacts on the Ecosystem](#)

[Report of the International Workshop on Mitigating Environmental Impacts of Tropical Tuna Purse Seine Fisheries](#)

[ISSF Workshop for the Reduction of the Impact of Fish Aggregating Devices' Structure on the Ecosystem](#)

[FAO Ecosystem Approach to Fishery Management toolbox](#)

Acknowledgments

We are grateful to the Marine Stewardship Council for providing the fishery scores analyzed in Section 4.

Bibliography

- AIDCP. 2023. Report on the International Dolphin Conservation Program. Document AIDCP-47-02. 25 pp
- Amandè, M.J., J. Ariz, E. Chassot, A. Delgado de Molina, D. Gaertner, H. Murua, R. Pianet, J. Ruiz and P. Chavance. 2010. Bycatch of the European purse seine tuna fishery in the Atlantic Ocean for the 2003–2007 period. *Aquat. Living Resour.* 23: 353–362.
- Amande, M.J., P. Dewals, A.J. N'Cho, P. Pascual, P. Cauquil, B.Y. Irie, L. Floch and P. Bach. 2017a. Retaining bycatch to avoid wastage of fishery resources: How important is bycatch landed by purse-seiners in Abidjan? *ICCAT Col. Vol. Sci. Pap.* 73(3):947-952.
- Amande Monin, J., N'Cho Amalatchy J., D. Kouakou N'Goran, M. N'Cho Chris, F. Koffi Kouadio, C. Kouadio Ahou Nadège, P. Dewals and Victor Restrepo. 2017b. Utilization and trade of faux poisson landed in Abidjan. *Collect. Vol. Sci. Pap. ICCAT*, 73(2): 749-754.
- Anderson O.R.J., C.J. Small, J.P. Croxall, E.K. Dunn, B.J. Sullivan, O. Yates and A. Black. 2011. Global seabird bycatch in longline fisheries. *Endang Species Res* 14:91-106. <https://doi.org/10.3354/esr00347>
- Anderson, R.C., M. Herrera, A.D. Ilangakoon, K.M. Koya, M. Moazzam, P.L. Mustika, D.N. Sutaria. 2020. Cetacean bycatch in Indian Ocean tuna gillnet fisheries. *Endangered Species Research* 41: 39-53.
- Arduin, D., D. Itano and R. Gillett. 2012. A Review of Bycatch and Discard Issues in Indian Ocean Tuna Fisheries. *IOTC-2012-WPEB08-INF20*. 48 pp.
- Ballance L.T., T. Gerrodette, C.E. Lennert-Cody, R.L. Pitman and D. Squires. 2021. A History of the Tuna-Dolphin Problem: Successes, Failures, and Lessons Learned. *Front. Mar. Sci.* 8:754755. doi: 10.3389/fmars.2021.754755
- Bourjea, J., S. Clermont, A. Delgado, H. Murua, J. Ruiz, S. Ciccione and P. Chavance. 2014. Marine turtle interaction with purse-seine fishery in the Atlantic and Indian oceans: Lessons for management. *Biological Conservation* 178 (2014) 74–87.
- Clarke, S., Sato, M., Small, C., Sullivan, B., Inoue, Y. and Ochi, D. 2014. Bycatch in longline fisheries for tuna and tuna-like species. A global review of status and mitigation measures. *FAO Fisheries and aquaculture technical paper* 588. 199 pp.
- Dupaix A., F. Ménard, J.D. Filmlter, Y. Baidai, N. Bodin, M. Capello, E. Chassot, H. Demarcq, J.L. Deneubourg, A. Fonteneau, F. Forget , F. Forrestal, D. Gaertner, M. Hall, K. Holland, D. Itano, D.M. Kaplan, J. Lopez, F. Marsac, A. Maufroy, G. Moreno, J. Muir, H. Murua, L. Roa-Pascuali, G. Pérez, V. Restrepo, M. Robert, K.M. Schaefer, G. Sempo, M. Soria and L. Dagorn. 2024. The challenge of assessing the effects of drifting fish aggregating devices on the behaviour and biology of tropical tuna. *Fish and Fisheries* 2024;00:1–20.
- Escalle L, A. Capietto, P. Chavance, L. Dubroca , A. Delgado De Molina, H. Murua, D. Gaertner, E. Romanov, J. Spitz, J.J. Kiszka, L. Floch, A. Damiano and B. Merigot. 2015. Cetaceans and tuna purse seine fisheries in the Atlantic and Indian Oceans: interactions but few mortalities. *Mar Ecol Prog Ser* 522:255-268. <https://doi.org/10.3354/meps11149>
- FAO. 2011. International Guidelines on Bycatch Management and Reduction of Discards. Food and Agriculture Organization of the United Nations, Rome, Italy. 73 pp.
- FAO. 2017. Joint Analysis of Sea Turtle Mitigation Effectiveness: Final report. FAO ABNJ Common Oceans Tuna Project. 139 pp.
- Filmlter, J.D, M. Capello, J.L. Deneubourg, P.D. Cowley, and L. Dagorn. 2013. Looking behind the curtain: quantifying massive shark mortality in fish aggregating devices. *Frontiers in Ecology and the Environment* 11: 291–296. <http://dx.doi.org/10.1890/130045>
- Garcia A. and M. Herrera. 2018. Assessing the Contribution of Purse Seine Fisheries to Overall Levels of Bycatch in the Indian Ocean. In: *IOTC - 14th Working Party on Data Collection and Statistics*. IOTC-2018-WPDCS14-26, Victoria, Seychelles, p 95
- Gerrodette T., G. Watters, W. Perryman and L. Ballance. 2008. Estimates of 2006 dolphin abundance in the eastern tropical Pacific, with revised estimates from 1986-2003. NOAA Technical Memorandum NOAA-TM-NMFS-SWFSC-422.
- Gillet, R. 2011. Replacing purse seining with pole-and-line fishing in the central and Western Pacific: Some aspects of the baitfish requirements. *Marine Policy* 35: 148-154. <https://doi.org/10.1016/j.marpol.2010.08.013>
- Gilman, E. 2011. Bycatch governance and best practice mitigation technology in global tuna fisheries. *Marine Policy* 35: 590-609. <https://doi.org/10.1016/j.marpol.2011.01.021>
- Gilman, E., M. Musyl, P. Suuronen, M. Chaloupka, S. Gorgin, J. Wilson and B. Kuczenski 2021. Highest risk abandoned, lost and discarded fishing gear. *Nature Sci Rep* 11, 7195. <https://doi.org/10.1038/s41598-021-86123-3>.
- IATTC. 2023. Ecosystem Considerations. IATTC Document SAC-14-11. 58 pp.
- IOC. 2014. Bycatch and Discards in Indian Ocean Tuna Fisheries. Indian Ocean Commission SMARTFISH Program. Ebene, Mauritius. 4 pp.
- ISSF. 2019. Non-Entangling and Biodegradable FADs Guide (August 2019)

- Justel-Rubio, A., Restrepo, V. 2015. Preliminary study of the relative fishery impacts on non-tuna species caught in tuna fisheries. ISSF Technical Report 2015-02. International Seafood Sustainability Foundation, Washington, D.C., USA. 75 pp.
- Justel-Rubio, A. and V. Restrepo. 2017. Computing a global bycatch Rate of non-target species in tropical tuna purse seine fisheries. ISSF Technical Report 2017-01. International Seafood Sustainability Foundation, Washington, D.C., USA.
- Lewis, A.D. 2016. Implementation of pilot projects to explore the market viability of full retention of non-tuna species in purse seine fisheries: Phase 2 Report. ISSF Technical Report 2016-16. International Seafood Sustainability Foundation, Washington, D.C., USA. 29 pp.
- Miller KI, M.S. Adam and A. Baske. 2017a. Rates of Fuel Consumption in the Maldivian Pole-and-Line Tuna Fishery. International Pole & Line Foundation, London and Marine Research Centre, Maldives. 39 pp.
- Miller, K.I., I. Nadheeh, A.R. Jauharee, R.C. Anderson and M.S. Adam. 2017b. Bycatch in the Maldivian pole-and-line tuna fishery. PLoS ONE 12(5): e0177391.
- MSC. 2018. MSC Fisheries Standard version 2.01. Marine Stewardship Council, London, UK. 289 pp.
- Murua, H., F. J. Abascal, J. Amande, J. Ariz, P. Bach, P. Chavance, R. Coelho, M. Korta, F. Poisson, M. N. Santos, and B. Seret. 2013. Provision of scientific advice for the purpose of the implementation of the EUPOA sharks. Final Report. European Commission, Studies for Carrying out the Common Fisheries Policy (MARE/2010/11 - LOT 2)
- Murua, H., L. Dagorn, A. Justel-Rubio, G. Moreno and V. Restrepo. 2021. Questions and Answers about FADs and Bycatch (Version 3). ISSF Technical Report 2021-11. International Seafood Sustainability Foundation, Washington, D.C., USA. 33 pp.
- Nainggolan C., D. Suwardjo, J. Hutajulu, S. Syarif Syamsuddin, A. Effendy, A. Basith, Yusrizal, M. Handri, E. Nugraha, Y. Krisnafi, A. Matheis, Irwansyah, Irwan, Khoerul, D. Novianto 2017. Analyses of pole and line fishery: catch composition and use of live bait for catching skipjack tuna *Katsuwonus pelamis* and yellowfin tuna *Thunnus albacares* in FMA 715, Indonesia. AACL Bioflux 10(6):1627-1637.
- Parker, R. and P. Tyedmers. 2015. Fuel consumption of global fishing fleets: current understanding and knowledge gaps. Fish and Fisheries 16:648-696.
- Peatman, T., V. Allain, L. Bell, B. Muller, A. Panizza, N.B. Phillip, G. Pilling and S. Nicol. 2023. Estimating trends and magnitudes of bycatch in the tuna fisheries of the Western and Central Pacific Ocean. Fish and Fisheries, 24, 812–828. <https://doi.org/10.1111/faf.12771>
- Restrepo, V., L. Dagorn and G. Moreno. 2016. Mitigation of Silky Shark Bycatch in Tropical Tuna Purse Seine Fisheries. ISSF Technical Report 2016-17. International Seafood Sustainability Foundation, Washington, D.C., USA. 6 pp.
- Restrepo, V., L. Dagorn, G. Moreno, J. Murua, F. Forget, and A. Justel. 2019. Report of the International Workshop on Mitigating Environmental Impacts of Tropical Tuna Purse Seine Fisheries. Rome, Italy, 12-13 March, 2019. ISSF Technical Report 2019-08. International Seafood Sustainability Foundation, Washington, D.C., USA. 16 pp.
- Restrepo, V., Koehler, H., Moreno, G. and Murua, H. 2023. Recommended Best Practices for FAD Management in Tropical Tuna Purse Seine Fisheries (Version 2, update to ISSF Technical Report 2019-11). ISSF Technical Report 2023-10. International Seafood Sustainability Foundation, Pittsburgh, PA, USA. 21 pp.
- Smith, T.D. 1983. Changes in size of three dolphin (*Stenella* spp.) populations in the eastern tropical Pacific. Fish. Bull. 81, 1–13.
- Tyedmers, P. and R. Parker. 2012. Fuel consumption and greenhouse gas emissions from global tuna fisheries: A preliminary assessment. ISSF Technical Report 2012--03. International Seafood Sustainability Foundation, McLean, Virginia, USA.
- Zudaire, I., J. Santiago, M. Grande, H. Murua, P.A. Adam, P. Nogués, T. Collier, M. Morgan, N. Khan, F. Baguette, J. Moron, I. Moniz and M. Herrera. 2018. FAD Watch: a collaborative initiative to minimize the impact of FADs in coastal ecosystems. IOTC document IOTC-2018-WPEB14-12. 21 pp.
- Zydelis, R., C. Small and G. French. 2013. The incidental catch of seabirds in gillnet fisheries: A global review. Biological Conservation 162: 76-88. doi:10.1016/j.biocon.2013.04.002.

List of Acronyms

AIDCP	Agreement on the International Dolphin Conservation Program
ALDFG	Abandoned, lost or otherwise discarded fishing gear
CCSBT	Commission for the Conservation of Southern Bluefin Tuna
CITES	Convention on International Trade in Endangered Species of Wild Fauna and Flora
CM	Conservation Measure (of ISSF)
CMM	Conservation Management Measure
CPC	Contracting Party or Cooperating non-Contracting Party
DML	Dolphin Mortality Limit
EM	Electronic monitoring
ETP	Endangered, threatened or protected species
FAD	Fish Aggregating Device (aFAD=anchored; dFAD=drifting)
FAO	Food and Agriculture Organization of the United Nations
FS	Free-swimming school
HL	Handline fishing
IATTC	Inter-American Tropical Tuna Commission
ICCAT	International Commission for the Conservation of Atlantic Tunas
IOTC	Indian Ocean Tuna Commission
IUCN	International Union for Conservation of Nature
LL	Longline fishing
MSC	Marine Stewardship Council
NGO	Non-governmental organization
P1	Principle 1 of the MSC Standard (stock status)
P2	Principle 2 of the MSC Standard (environmental impact)
P3	Principle 3 of the MSC Standard (management)
PC	Participating Company (of ISSF)
PI	Performance Indicator
PL	Pole and line fishing
PRI	Point of Recruitment Impairment
PS	Purse seine fishing
RFMO	Regional Fisheries Management Organization
SC	Scientific Committee
TR	Troll fishing
UoA	Unit of Assessment (of an MSC fishery)
UoC	Unit of Certification (of an MSC fishery)
VME	Vulnerable Marine Ecosystem
WCPFC	Western and Central Pacific Fisheries Commission



[iss-foundation.org](https://www.iss-foundation.org)

3706 Butler Street, Suite 307
Pittsburgh, PA 15201
United States

Phone: + 1 703 226 8101
E-mail: info@iss-foundation.org